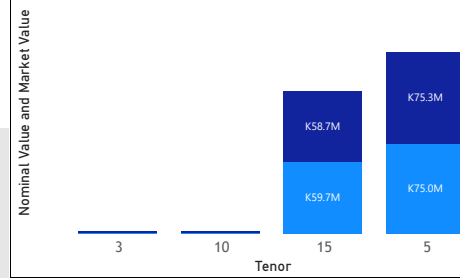


GRZ Bonds Secondary Market Trade Summary Report

Consideration and Nominal Value

● Nominal Value ● Market Value



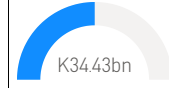
Range of Trade Prices (ZMW)*

Tenor	Min	Max
3	103.46	103.46
5	97.57	100.50
10	93.90	93.90
15	79.19	139.37

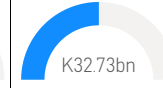
Range of Yields Rates*

Tenor	Min	Max
3	17.00	17.00
5	14.35	14.50
10	16.00	16.00
15	14.50	19.20

Market Value YTD



Nominal Value YTD



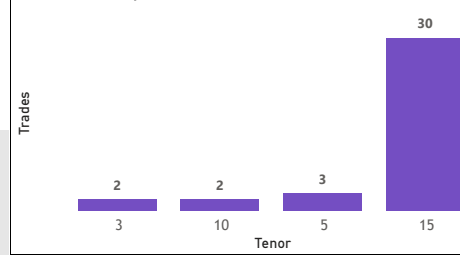
YTD trades



Primary Market March 2026 Auction

Tenor	Cut- Off Yield Rate	Coupon Rates	Range of Successful Yield Rates
10 Years	16.60	16.60	0.0100 – 16.6000
15 Years	17.59	17.59	10.0000 – 17.5900
3 Years	14.90	14.90	11.0000 – 14.9000
7 Years	16.00	16.00	12.0000 – 16.0000
2 Years	14.50	14.50	5.0000 – 14.5000

No. of Trades by Tenor



K136.8M
Total Nominal Value

K136.1M
Total Market Value

37

Number of Trades

*Disclaimer: This content is prepared from information received by the Commission through third-party reports. The range of prices by tenor and range of yields by tenor are based on dealer submissions. The content is indicative and intended for informational purposes only and shall not in any way be deemed to be investment advice, guidance or recommendation of the SEC. Users are responsible for making investment decisions and are advised to obtain independent professional advice before acting on or using this information.

GRZ Bonds Secondary Market Trade Summary Report

ISIN Code	Coupon Rate	Issue Date	Maturity Date	Trade Date/ Valuation Date	Years To Maturity	Nominal Value	Market Value	Min Trade Price	Max Trade Price	Min Yield	Max Yield
ZM1000005695	13	04/03/2023	04/03/2033	31/03/2026	6	K1,132,240.00	K1,064,638.02	93.90	93.90	16.00	16.00
ZM1000007659	17.59	16/02/2026	16/02/2041	30/03/2026	14	K50,000,000.00	K49,574,623.30	99.15	99.15	18.15	18.15
ZM1000006180	26.5	19/02/2024	19/02/2039	31/03/2026	12	K140,000.00	K192,339.16	137.41	137.41	19.20	19.20
ZM1000005919	14	21/08/2023	21/08/2038	26/03/2026	12	K560,000.00	K499,942.99	89.28	89.28	16.31	16.31
ZM1000005919	14	21/08/2023	21/08/2038	31/03/2026	12	K2,428,140.00	K2,400,000.94	98.80	98.80	14.50	14.50
ZM1000006123	26.5	22/01/2024	22/01/2039	31/03/2026	12	K110,000.00	K153,264.10	139.37	139.37	19.20	19.20
ZM1000005224	14	23/03/2022	23/03/2037	31/03/2026	11	K2,043,972.00	K1,999,998.86	97.85	97.85	14.50	14.50
ZM1000007139	15.5	23/06/2025	23/06/2028	31/03/2026	2	K999,998.00	K1,034,476.30	103.46	103.46	17.00	17.00
ZM1000005851	14	24/07/2023	24/07/2038	26/03/2026	12	K551,000.00	K499,955.95	90.74	90.74	16.23	16.23
ZM1000005828	14	26/06/2023	26/06/2038	31/03/2026	12	K1,558,160.00	K1,376,729.28	88.37	88.37	17.00	17.00
ZM1000006065	14	26/12/2023	26/12/2038	26/03/2026	12	K547,000.00	K499,573.65	91.33	91.33	16.31	16.31
ZM1000006065	14	26/12/2023	26/12/2038	31/03/2026	12	K284,000.00	K224,856.00	79.19	79.19	19.20	19.20
ZM1000006032	14	27/11/2023	27/11/2038	31/03/2026	12	K1,459,584.00	K1,273,146.06	80.38	89.36	17.00	19.20
ZM1000005075	11	27/12/2021	27/12/2026	30/03/2026	0	K75,000,000.00	K75,326,707.54	97.57	100.50	14.35	14.50

Disclaimer: This content is prepared from information received by the Commission through third-party reports. The content is indicative and intended for informational purposes only and shall not in any way be deemed to be investment advice, guidance or recommendation of the SEC. Users are responsible for making investment decisions and are advised to obtain independent professional advice before acting on or using this information.