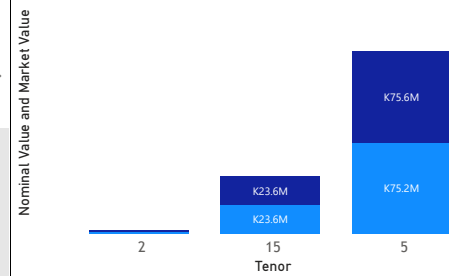


GRZ Bonds Secondary Market Trade Summary Report

Consideration and Nominal Value

● Nominal Value ● Market Value



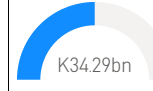
Range of Trade Prices (ZMW)*

Tenor	Min	Max
2	100.01	100.01
5	96.81	100.81
15	85.55	154.73

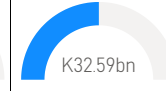
Range of Yields Rates*

Tenor	Min	Max
2	16.10	16.10
5	13.85	20.00
15	14.40	17.40

Market Value YTD



Nominal Value YTD



YTD trades

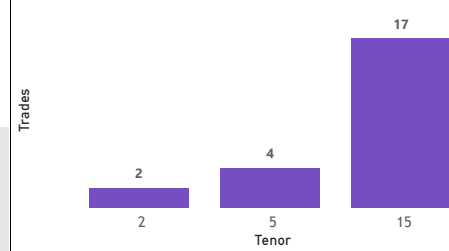


K100.4M
Total Nominal Value

K100.8M
Total Market Value

23
Number of Trades

No. of Trades by Tenor



Primary Market March 2026 Auction

Tenor	Cut-Off Yield Rate	Coupon Rates	Range of Successful Yield Rates
10 Years	16.60	16.60	0.0100 – 16.6000
15 Years	17.59	17.59	10.0000 – 17.5900
3 Years	14.90	14.90	11.0000 – 14.9000
7 Years	16.00	16.00	12.0000 – 16.0000
2 Years	14.50	14.50	5.0000 – 14.5000

*Disclaimer: This content is prepared from information received by the Commission through third-party reports. The range of prices by tenor and range of yields by tenor are based on dealer submissions. The content is indicative and intended for informational purposes only and shall not in any way be deemed to be investment advice, guidance or recommendation of the SEC. Users are responsible for making investment decisions and are advised to obtain independent professional advice before acting on or using this information.



GRZ Bonds Secondary Market Trade Summary Report

ISIN Code	Coupon Rate	Issue Date	Maturity Date	Trade Date/ Valuation Date	Years To Maturity	Nominal Value	Market Value	Min Trade Price	Max Trade Price	Min Yield	Max Yield
ZM1000004383	14	01/06/2020	01/06/2035	30/03/2026	9	K682,000.00	K699,086.04	102.51	102.51	14.40	14.40
ZM1000006636	27.75	01/10/2024	01/10/2039	30/03/2026	13	K161,000.00	K249,118.36	154.73	154.73	17.20	17.20
ZM1000005257	14	03/05/2022	03/05/2037	30/03/2026	11	K490,000.00	K449,363.11	91.71	91.71	16.80	16.80
ZM1000006941	15.5	17/03/2025	17/03/2027	30/03/2026	0	K1,600,000.00	K1,600,244.08	100.01	100.01	16.10	16.10
ZM1000006875	23.25	20/01/2025	20/01/2040	30/03/2026	13	K185,000.00	K249,517.10	134.87	134.87	17.35	17.35
ZM1000005166	14	21/02/2022	21/02/2037	30/03/2026	10	K284,000.00	K249,967.09	88.02	88.02	16.70	16.70
ZM1000005919	14	21/08/2023	21/08/2038	30/03/2026	12	K3,168,710.00	K2,722,681.68	85.88	85.88	17.03	17.03
ZM1000005224	14	23/03/2022	23/03/2037	30/03/2026	11	K3,506,000.00	K2,994,667.18	85.55	85.55	17.00	17.00
ZM1000002940	14	23/05/2016	23/05/2031	25/03/2026	5	K315,000.00	K299,440.99	95.06	95.06	16.91	16.91
ZM1000006818	23.5	23/12/2024	23/12/2039	30/03/2026	13	K181,000.00	K249,835.94	138.03	138.03	17.34	17.34
ZM1000005851	14	24/07/2023	24/07/2038	30/03/2026	12	K367,000.00	K319,810.96	87.14	87.14	17.00	17.00
ZM1000007089	16.8	27/05/2025	27/05/2030	30/03/2026	4	K160,000.00	K154,898.19	96.81	96.81	20.00	20.00
ZM1000007410	18.99	27/10/2025	27/10/2040	30/03/2026	14	K8,557,000.00	K9,999,540.71	116.86	116.86	17.30	17.30
ZM1000005075	11	27/12/2021	27/12/2026	30/03/2026	0	K75,000,000.00	K75,470,416.78	100.44	100.81	13.85	14.35
ZM1000005109	14	27/12/2021	27/12/2036	30/03/2026	10	K5,498,416.00	K4,880,972.66	88.71	88.71	17.03	17.03
ZM1000007055	20	28/04/2025	28/04/2040	30/03/2026	14	K205,000.00	K249,663.49	121.79	121.79	17.40	17.40
ZM1000005976	14	30/11/2023	30/11/2038	30/03/2026	12	K2,200.00	K1,978.14	89.92	89.92	17.10	17.10

Disclaimer: This content is prepared from information received by the Commission through third-party reports. The content is indicative and intended for informational purposes only and shall not in any way be deemed to be investment advice, guidance or recommendation of the SEC. Users are responsible for making investment decisions and are advised to obtain independent professional advice before acting on or using this information.