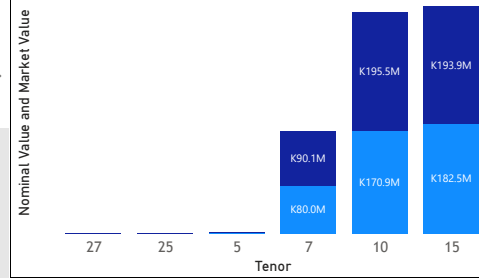


# GRZ Bonds Secondary Market Trade Summary Report

## Consideration and Nominal Value

● Nominal Value ● Market Value



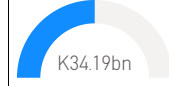
## Range of Trade Prices (ZMW)\*

Tenor	Min	Max
5	99.43	118.68
7	109.66	121.10
10	93.48	129.17
15	87.03	136.55
25	46,106.00	46,106.00
27	46,108.00	46,108.00

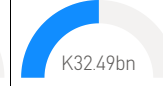
## Range of Yields Rates\*

Tenor	Min	Max
5	12.91	15.60
7	15.50	15.98
10	13.20	17.10
15	16.00	22.40
25	46,106.00	46,106.00
27	46,108.00	46,108.00

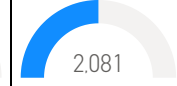
## Market Value YTD



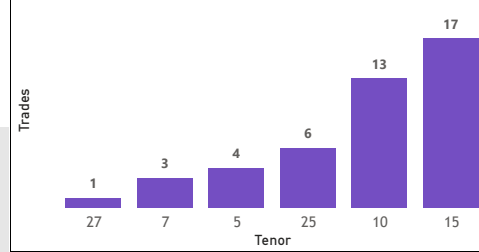
## Nominal Value YTD



## YTD trades



## No. of Trades by Tenor



## Primary Market March 2026 Auction

Tenor	Cut- Off Yield Rate	Coupon Rates	Range of Successful Yield Rates
10 Years	16.60	16.60	0.0100 – 16.6000
15 Years	17.59	17.59	10.0000 – 17.5900
3 Years	14.90	14.90	11.0000 – 14.9000
7 Years	16.00	16.00	12.0000 – 16.0000
2 Years	14.50	14.50	5.0000 – 14.5000

**K434.7M**  
Total Nominal Value

**K481.1M**  
Total Market Value

**44**

Number of Trades

\*Disclaimer: This content is prepared from information received by the Commission through third-party reports. The range of prices by tenor and range of yields by tenor are based on dealer submissions. The content is indicative and intended for informational purposes only and shall not in any way be deemed to be investment advice, guidance or recommendation of the SEC. Users are responsible for making investment decisions and are advised to obtain independent professional advice before acting on or using this information.

# GRZ Bonds Secondary Market Trade Summary Report

ISIN Code	Coupon Rate	Issue Date	Maturity Date	Trade Date/ Valuation Date	Years To Maturity	Nominal Value	Market Value	Min Trade Price	Max Trade Price	Min Yield	Max Yield
ZM1000006636	27.75	01/10/2024	01/10/2039	27/03/2026	13	K100,000.00	K136,551.08	136.55	136.55	22.30	22.30
ZM1000006578	28.35	02/09/2024	02/09/2039	27/03/2026	13	K120,000.00	K152,359.36	126.97	126.97	22.30	22.30
ZM1000005943	14	02/10/2023	02/10/2038	23/03/2026	12	K2,082,000.00	K1,999,074.53	96.02	96.02	16.00	16.00
ZM1000005703	14	04/03/2023	04/03/2026	27/03/2026	0	K1,950,000.00	K1,784,619.26	91.51	91.53	17.00	17.01
ZM1000005695	13	04/03/2023	04/03/2033	27/03/2026	6	K1,200,000.00	K1,125,704.12	93.81	93.81	16.01	16.01
ZM1000006925	22.49	16/02/2025	16/02/2035	25/03/2026	8	K50,000,000.00	K64,583,912.33	129.17	129.17	16.60	16.60
ZM1000007642	16.6	16/02/2026	16/02/2036	24/03/2026	9	K56,761,000.00	K56,402,383.23	99.37	99.37	17.10	17.10
ZM1000007642	16.6	16/02/2026	16/02/2036	27/03/2026	9	K10,000,000.00	K10,237,541.64	100.42	100.42	16.50	16.50
ZM1000007659	17.59	16/02/2026	16/02/2041	24/03/2026	14	K75,662,000.00	K73,761,430.68	97.49	97.49	18.45	18.45
ZM1000007261	18	18/08/2025	18/08/2030	27/03/2026	4	K842,858.00	K1,000,180.26	118.68	118.68	12.91	12.91
ZM1000006511	27.25	22/07/2024	22/07/2039	27/03/2026	13	K130,000.00	K163,130.87	125.49	125.49	22.30	22.30
ZM1000002940	14	23/05/2016	23/05/2031	25/03/2026	5	K315,000.00	K299,440.99	95.06	95.06	16.91	16.91
ZM1000006420	27.25	24/06/2024	24/06/2039	27/03/2026	13	K150,000.00	K191,415.08	127.61	127.61	22.30	22.30
ZM1000005851	14	24/07/2023	24/07/2038	27/03/2026	12	K1,149,000.00	K999,919.34	87.03	87.03	17.00	17.00
ZM1000007451	17	24/11/2025	24/11/2032	23/03/2026	6	K60,000,000.00	K65,907,002.46	109.66	110.03	15.90	15.98
ZM1000004672	13	25/01/2021	25/01/2031	27/03/2026	4	K1,069,814.00	K1,000,406.62	93.48	93.48	15.60	15.60
ZM1000006925	22.49	17/02/2025	25/03/2026	25/03/2026	25	K46,106.00	K46,106.00	46,106.00	46,106.00	46,106.00	46,106.00
ZM1000007345	19	29/09/2025	25/03/2026	25/03/2026	25	K46,106.00	K46,106.00	46,106.00	46,106.00	46,106.00	46,106.00
ZM1000007642	16.6	16/02/2026	25/03/2026	25/03/2026	25	K92,212.00	K92,212.00	46,106.00	46,106.00	46,106.00	46,106.00
ZM1000007659	17.59	16/02/2026	25/03/2026	25/03/2026	25	K92,212.00	K92,212.00	46,106.00	46,106.00	46,106.00	46,106.00
ZM1000007337	18.5	29/09/2025	27/03/2026	27/03/2026	27	K46,108.00	K46,108.00	46,108.00	46,108.00	46,108.00	46,108.00
ZM1000007410	18.99	27/10/2025	27/10/2040	24/03/2026	14	K100,000,000.00	K113,656,459.60	113.44	113.87	17.80	17.88

Disclaimer: This content is prepared from information received by the Commission through third-party reports. The content is indicative and intended for informational purposes only and shall not in any way be deemed to be investment advice, guidance or recommendation of the SEC. Users are responsible for making investment decisions and are advised to obtain independent professional advice before acting on or using this information.