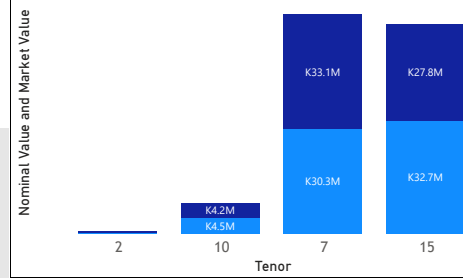


# GRZ Bonds Secondary Market Trade Summary Report

## Consideration and Nominal Value

● Nominal Value ● Market Value



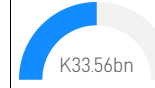
## Range of Trade Prices (ZMW)\*

Tenor	Min	Max
2	106.93	108.01
7	85.95	109.66
10	82.69	107.33
15	82.88	127.46

## Range of Yields Rates\*

Tenor	Min	Max
2	14.00	14.00
7	15.98	17.00
10	10.47	18.63
15	14.83	22.40

## Market Value YTD



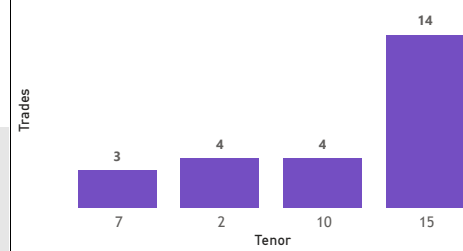
## Nominal Value YTD



## YTD trades



## No. of Trades by Tenor



## Primary Market March 2026 Auction

Tenor	Cut- Off Yield Rate	Coupon Rates	Range of Successful Yield Rates
10 Years	16.60	16.60	0.0100 – 16.6000
15 Years	17.59	17.59	10.0000 – 17.5900
3 Years	14.90	14.90	11.0000 – 14.9000
7 Years	16.00	16.00	12.0000 – 16.0000
2 Years	14.50	14.50	5.0000 – 14.5000

**K67.8M**

Total Nominal Value

**K65.5M**

Total Market Value

**25**

Number of Trades

\*Disclaimer: This content is prepared from information received by the Commission through third-party reports. The range of prices by tenor and range of yields by tenor are based on dealer submissions. The content is indicative and intended for informational purposes only and shall not in any way be deemed to be investment advice, guidance or recommendation of the SEC. Users are responsible for making investment decisions and are advised to obtain independent professional advice before acting on or using this information.

# GRZ Bonds Secondary Market Trade Summary Report

ISIN Code	Coupon Rate	Issue Date	Maturity Date	Trade Date/ Valuation Date	Years To Maturity	Nominal Value	Market Value	Min Trade Price	Max Trade Price	Min Yield	Max Yield
ZM1000004383	14	01/06/2020	01/06/2035	23/03/2026	9	K1,400,000.00	K1,279,903.84	91.42	91.42	16.80	16.80
ZM1000005695	13	04/03/2023	04/03/2033	25/03/2026	6	K563,867.00	K518,160.19	85.73	85.73	16.50	16.50
ZM1000002643	14	16/02/2015	16/02/2030	25/03/2026	3	K140,000.00	K135,946.27	95.69	95.69	15.50	15.50
ZM1000006990	21.8	17/03/2025	17/03/2040	25/03/2026	14	K400,000.00	K456,101.24	114.02	114.02	19.00	19.00
ZM1000003351	13	18/12/2017	18/12/2027	20/03/2026	1	K3,328,000.00	K3,184,443.86	95.35	107.33	10.47	18.63
ZM1000005893	12	21/08/2023	21/08/2030	25/03/2026		K290,686.00	K249,999.30	85.95	85.95	17.00	17.00
ZM1000005901	13	21/08/2023	21/08/2033	20/03/2026	7	K653,000.00	K539,991.34	82.69	82.69	17.53	17.53
ZM1000005919	14	21/08/2023	21/08/2038	25/03/2026	12	K30,430,890.00	K25,634,963.10	82.88	88.14	16.51	17.40
ZM1000004748	14	22/03/2021	22/03/2036	20/03/2026	10	K73,000.00	K69,970.48	95.85	95.85	14.83	14.83
ZM1000006511	27.25	22/07/2024	22/07/2039	25/03/2026	13	K8,000.00	K9,987.34	124.84	124.84	22.40	22.40
ZM1000006420	27.25	24/06/2024	24/06/2039	25/03/2026	13	K30,000.00	K38,238.67	127.46	127.46	22.30	22.30
ZM1000007451	17	24/11/2025	24/11/2032	23/03/2026	6	K30,000,000.00	K32,896,864.93	109.66	109.66	15.98	15.98
ZM1000006701	16.5	25/11/2024	25/11/2026	25/03/2026	0	K100,000.00	K106,912.16	106.93	106.93	14.00	14.00
ZM1000006032	14	27/11/2023	27/11/2038	25/03/2026	12	K224,520.00	K200,001.72	89.12	89.12	17.00	17.00
ZM1000006644	16.5	28/10/2024	28/10/2026	25/03/2026	0	K200,000.00	K216,055.42	108.01	108.01	14.00	14.00

Disclaimer: This content is prepared from information received by the Commission through third-party reports. The content is indicative and intended for informational purposes only and shall not in any way be deemed to be investment advice, guidance or recommendation of the SEC. Users are responsible for making investment decisions and are advised to obtain independent professional advice before acting on or using this information.