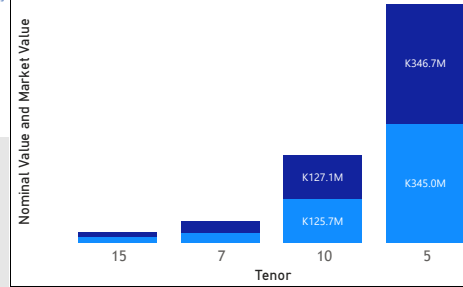


GRZ Bonds Secondary Market Trade Summary Report

Consideration and Nominal Value

● Nominal Value ● Market Value



Range of Trade Prices (ZMW)*

Tenor	Min	Max
5	99.39	107.28
7	110.02	110.02
10	93.18	101.54
15	83.55	167.84

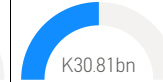
Range of Yields Rates*

Tenor	Min	Max
5	12.30	15.50
7	15.90	15.90
10	15.50	21.40
15	15.44	18.00

Market Value YTD



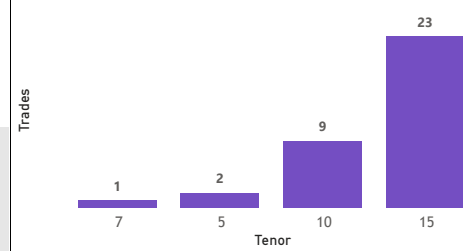
Nominal Value YTD



YTD trades



No. of Trades by Tenor



Primary Market March 2026 Auction

Tenor	Cut- Off Yield Rate	Coupon Rates	Range of Successful Yield Rates
10 Years	16.60	16.60	0.0100 – 16.6000
15 Years	17.59	17.59	10.0000 – 17.5900
3 Years	14.90	14.90	11.0000 – 14.9000
7 Years	16.00	16.00	12.0000 – 16.0000
2 Years	14.50	14.50	5.0000 – 14.5000

K516.2M
Total Nominal Value

K520.7M
Total Market Value

35

Number of Trades

*Disclaimer: This content is prepared from information received by the Commission through third-party reports. The range of prices by tenor and range of yields by tenor are based on dealer submissions. The content is indicative and intended for informational purposes only and shall not in any way be deemed to be investment advice, guidance or recommendation of the SEC. Users are responsible for making investment decisions and are advised to obtain independent professional advice before acting on or using this information.



GRZ Bonds Secondary Market Trade Summary Report

ISIN Code	Coupon Rate	Issue Date	Maturity Date	Trade Date/ Valuation Date	Years To Maturity	Nominal Value	Market Value	Min Trade Price	Max Trade Price	Min Yield	Max Yield
ZM1000004383	14	01/06/2020	01/06/2035	19/03/2026	9	K2,470,000.00	K2,262,264.27	91.59	91.59	16.75	16.75
ZM1000006636	27.75	01/10/2024	01/10/2039	23/03/2026	13	K66,792.00	K112,033.92	167.84	167.84	17.25	17.25
ZM1000007642	16.6	16/02/2026	16/02/2036	19/03/2026	9	K125,000,000.00	K126,428,791.02	101.06	101.54	16.60	16.70
ZM1000006982	21.48	17/03/2025	17/03/2035	23/03/2026	9	K499,999.00	K503,222.99	100.64	100.64	21.40	21.40
ZM1000003997	13	17/12/2018	17/12/2028	19/03/2026	2	K180,000.00	K169,909.19	94.39	94.39	17.26	17.26
ZM1000004953	11	20/09/2021	20/09/2026	19/03/2026	0	K300,000,000.00	K298,432,832.88	99.39	99.39	12.30	12.30
ZM1000005919	14	21/08/2023	21/08/2038	23/03/2026	12	K711,410.00	K600,010.90	83.55	85.81	17.00	17.50
ZM1000007501	16.49	22/12/2025	22/12/2030	19/03/2026	4	K45,000,000.00	K48,275,552.47	107.28	107.28	15.50	15.50
ZM1000005224	14	23/03/2022	23/03/2037	23/03/2026	11	K1,874,540.00	K1,600,004.48	85.36	85.36	17.00	17.00
ZM1000007170	20	23/06/2025	23/06/2040	23/03/2026	14	K40,565.00	K49,999.89	118.27	118.27	16.60	16.60
ZM1000005851	14	24/07/2023	24/07/2038	23/03/2026	12	K1,620,000.00	K1,408,547.40	86.92	86.92	17.00	17.00
ZM1000007451	17	24/11/2025	24/11/2032	23/03/2026	6	K30,000,000.00	K33,010,137.53	110.02	110.02	15.90	15.90
ZM1000005828	14	26/06/2023	26/06/2038	19/03/2026	12	K104,000.00	K99,306.63	95.49	95.49	15.44	15.44
ZM1000005828	14	26/06/2023	26/06/2038	23/03/2026	12	K68,160.00	K60,008.58	88.05	88.05	17.00	17.00
ZM1000006024	13	27/11/2023	27/11/2033	23/03/2026	7	K20,000.00	K18,628.04	93.18	93.18	15.50	15.50
ZM1000005109	14	27/12/2021	27/12/2036	23/03/2026	10	K5,340,000.00	K4,878,183.04	87.98	91.29	16.40	16.40
ZM1000004862	14	28/06/2021	28/06/2036	23/03/2026	10	K424,960.00	K387,093.04	91.06	91.06	16.50	16.50
ZM1000005976	14	30/11/2023	30/11/2038	23/03/2026	12	K2,756,468.00	K2,366,675.22	85.87	90.96	16.83	18.00

Disclaimer: This content is prepared from information received by the Commission through third-party reports. The content is indicative and intended for informational purposes only and shall not in any way be deemed to be investment advice, guidance or recommendation of the SEC. Users are responsible for making investment decisions and are advised to obtain independent professional advice before acting on or using this information.