



SECURITIES AND EXCHANGE COMMISSION
Protecting Investors in the Capital Markets

Date

Tuesday, 21 April 2026

K392.0M

Total Nominal Value

K410.5M

Total Market Value

39

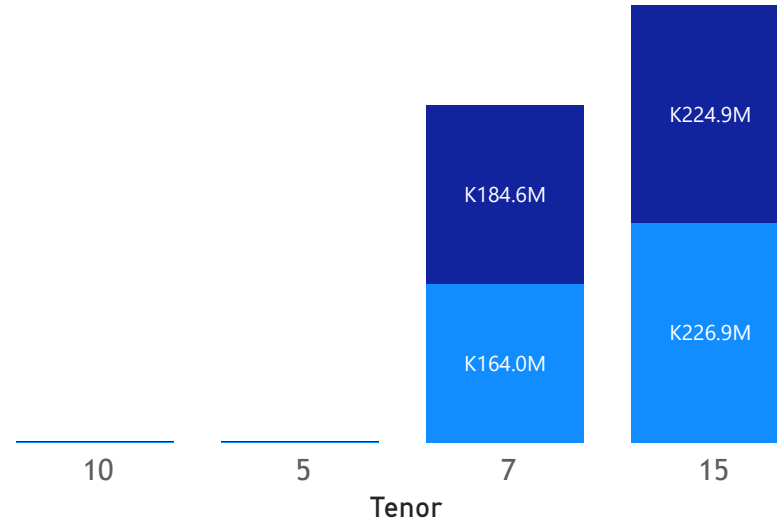
Number of Trades

GRZ Bonds Secondary Market Trade Summary Report

Consideration and Nominal Value

● Nominal Value ● Market Value

Nominal Value and Market Value



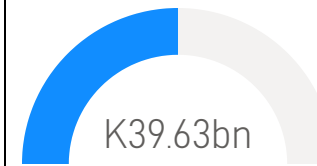
Range of Trade Prices (ZMW)*

Tenor	Min	Max
5	91.90	104.29
7	92.89	121.87
10	74.91	84.23
15	77.96	144.89

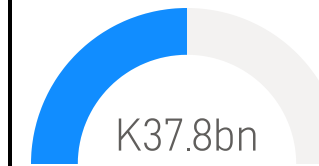
Range of Yields Rates*

Tenor	Min	Max
5	15.97	19.90
7	15.15	16.00
10	18.00	20.00
15	16.40	18.94

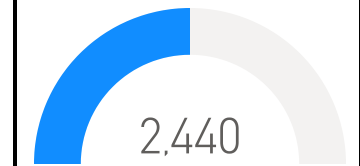
Market Value YTD



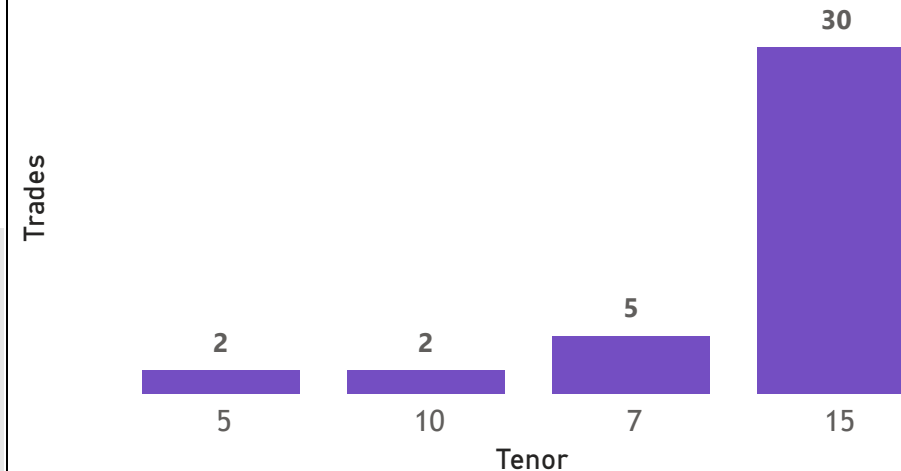
Nominal Value YTD



YTD trades



No. of Trades by Tenor



Primary Market March 2026 Auction

Tenor	Cut- Off Yield Rate	Coupon Rates	Range of Successful Yield Rates
10 Years	16.60	16.60	0.0100 – 16.6000
15 Years	17.59	17.59	10.0000 – 17.5900
3 Years	14.90	14.90	11.0000 – 14.9000
7 Years	16.00	16.00	12.0000 – 16.0000
2 Years	14.50	14.50	5.0000 – 14.5000

*Disclaimer: This content is prepared from information received by the Commission through third-party reports. The range of prices by tenor and range of yields by tenor are based on dealer submissions. The content is indicative and intended for informational purposes only and shall not in any way be deemed to be investment advice, guidance or recommendation of the SEC. Users are responsible for making investment decisions and are advised to obtain independent professional advice before acting on or using this information.



GRZ Bonds Secondary Market Trade Summary Report

ISIN Code	Coupon Rate	Issue Date	Maturity Date	Trade Date/ Valuation Date	Years To Maturity	Nominal Value	Market Value	Min Trade Price	Max Trade Price	Min Yield	Max Yield
ZM1000006248	26.5	02/04/2024	02/04/2039	21/04/2026	12	K1,293,650.00	K1,874,513.78	144.89	144.89	17.80	17.80
ZM1000005679	11	04/03/2023	04/03/2028	21/04/2026	1	K380,000.00	K351,297.84	91.90	91.90	15.97	15.97
ZM1000005695	13	04/03/2023	04/03/2033	21/04/2026	6	K200,000.00	K149,811.59	74.91	74.91	20.00	20.00
ZM1000005737	14	05/02/2023	05/02/2038	21/04/2026	11	K180,000.00	K152,065.71	77.96	77.96	18.65	18.65
ZM1000006909	20.25	16/02/2025	16/02/2030	21/04/2026	3	K250,000.00	K260,736.76	104.29	104.29	19.90	19.90
ZM1000007659	17.59	16/02/2026	16/02/2041	17/04/2026	14	K200,000,000.00	K200,290,547.96	97.06	100.15	18.15	18.15
ZM1000004979	13	20/09/2021	20/09/2031	21/04/2026	5	K237,000.00	K199,636.54	84.23	84.23	18.00	18.00
ZM1000005158	12	21/02/2022	21/02/2029	16/04/2026	2	K44,000,000.00	K41,725,431.46	92.89	94.83	15.15	15.15
ZM1000005919	14	21/08/2023	21/08/2038	16/04/2026	12	K1,286,000.00	K1,014,728.76	78.91	78.91	18.94	18.94
ZM1000005919	14	21/08/2023	21/08/2038	21/04/2026	12	K95,400.00	K80,416.30	84.26	84.26	17.60	17.60
ZM1000005224	14	23/03/2022	23/03/2037	21/04/2026	10	K23,000,000.00	K20,481,983.00	87.94	87.94	16.40	16.40
ZM1000006735	21.5	25/11/2024	25/11/2031	17/04/2026	5	K20,000,000.00	K26,105,240.82	121.87	121.87	15.50	15.50
ZM1000007097	18.49	27/05/2025	27/05/2032	17/04/2026	6	K100,000,000.00	K116,767,142.46	109.42	109.42	16.00	16.00
ZM1000005042	14	29/11/2021	29/11/2036	21/04/2026	10	K1,070,000.00	K1,000,000.48	93.49	93.49	16.43	16.43

Disclaimer: This content is prepared from information received by the Commission through third-party reports. The content is indicative and intended for informational purposes only and shall not in any way be deemed to be investment advice, guidance or recommendation of the SEC. Users are responsible for making investment decisions and are advised to obtain independent professional advice before acting on or using this information.