



**SECURITIES AND EXCHANGE COMMISSION**  
Protecting Investors in the Capital Markets

Date

< Monday, 20 April 2026

**K23.9M**

Total Nominal Value

**K21.8M**

Total Market Value

**27**

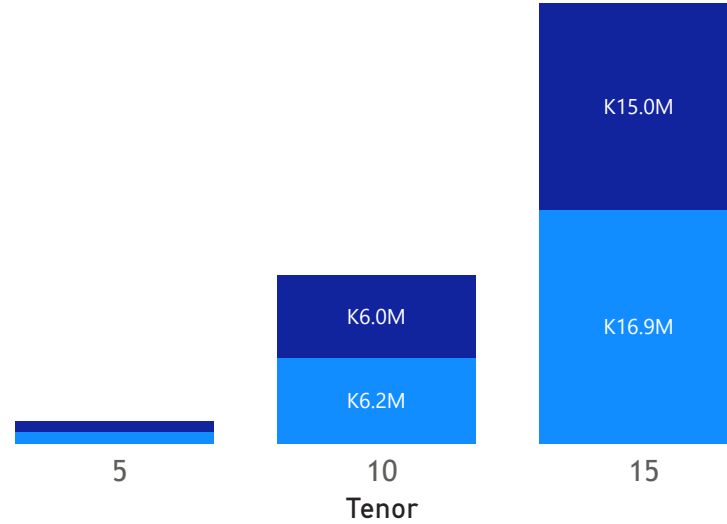
Number of Trades

# GRZ Bonds Secondary Market Trade Summary Report

## Consideration and Nominal Value

● Nominal Value ● Market Value

Nominal Value and Market Value



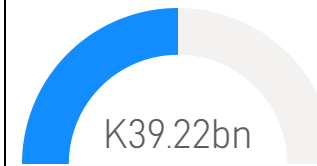
## Range of Trade Prices (ZMW)\*

Tenor	Min	Max
5	93.49	93.49
10	85.31	112.35
15	82.55	131.99

## Range of Yields Rates\*

Tenor	Min	Max
5	15.50	15.50
10	14.10	16.90
15	15.00	22.00

## Market Value YTD



## Nominal Value YTD

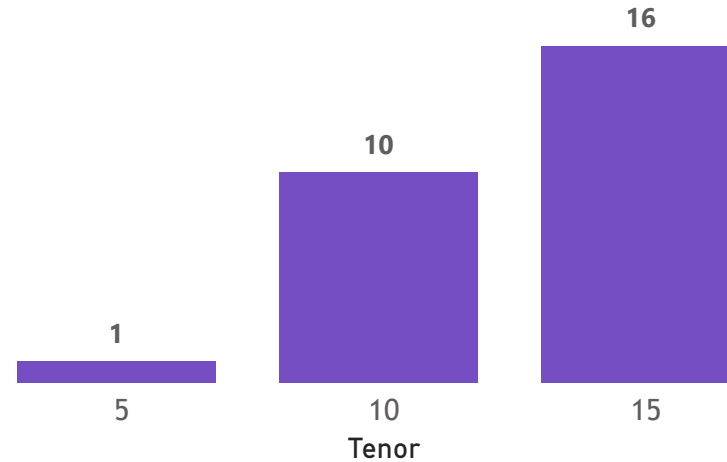


## YTD trades



## No. of Trades by Tenor

Trades



## Primary Market March 2026 Auction

Tenor	Cut- Off Yield Rate	Coupon Rates	Range of Successful Yield Rates
10 Years	16.60	16.60	0.0100 – 16.6000
15 Years	17.59	17.59	10.0000 – 17.5900
3 Years	14.90	14.90	11.0000 – 14.9000
7 Years	16.00	16.00	12.0000 – 16.0000
2 Years	14.50	14.50	5.0000 – 14.5000

\*Disclaimer: This content is prepared from information received by the Commission through third-party reports. The range of prices by tenor and range of yields by tenor are based on dealer submissions. The content is indicative and intended for informational purposes only and shall not in any way be deemed to be investment advice, guidance or recommendation of the SEC. Users are responsible for making investment decisions and are advised to obtain independent professional advice before acting on or using this information.



# GRZ Bonds Secondary Market Trade Summary Report

ISIN Code	Coupon Rate	Issue Date	Maturity Date	Trade Date/ Valuation Date	Years To Maturity	Nominal Value	Market Value	Min Trade Price	Max Trade Price	Min Yield	Max Yield
ZM1000005695	13	04/03/2023	03/04/2033	15/04/2026	7	K590,000.00	K549,449.18	93.13	93.13	14.75	14.75
ZM1000005695	13	04/03/2023	04/03/2033	15/04/2026	7	K590,000.00	K549,449.18	93.13	93.13	14.75	14.75
ZM1000003252	14	05/07/2017	07/05/2032	20/04/2026	6	K1,800,000.00	K1,675,074.55	89.03	89.03	16.90	16.90
ZM1000005943	14	02/10/2023	10/02/2038	21/04/2026	12	K255,000.00	K223,511.07	86.92	86.92	16.50	16.50
ZM1000002643	14	16/02/2015	16/02/2030	20/04/2026	3	K400,000.00	K383,944.95	93.57	93.57	16.30	16.30
ZM1000007659	17.59	16/02/2026	16/02/2041	20/04/2026	15	K917,190.00	K999,997.26	109.04	109.04	16.50	16.50
ZM1000006990	21.8	17/03/2025	17/03/2040	20/04/2026	14	K757,540.00	K999,997.76	131.99	131.99	16.30	16.30
ZM1000003997	13	17/12/2018	17/12/2028	20/04/2026	2	K398,000.00	K391,065.40	93.84	93.84	15.90	15.90
ZM1000003351	13	18/12/2017	18/12/2027	20/04/2026	1	K557,201.00	K561,555.09	96.40	96.40	15.50	15.50
ZM1000005919	14	21/08/2023	21/08/2038	20/04/2026	12	K12,206,720.00	K10,099,526.35	82.55	96.62	15.00	18.00
ZM1000006511	27.25	22/07/2024	22/07/2039	17/04/2026	13	K147,000.00	K188,948.20	128.54	128.54	22.00	22.00
ZM1000007584	17.19	26/01/2026	26/01/2036	20/04/2026	10	K890,182.00	K999,999.72	112.35	112.35	15.50	15.50
ZM1000002700	14	26/05/2015	26/05/2030	20/04/2026	4	K200,000.00	K197,654.09	93.27	93.27	16.30	16.30
ZM1000005331	13	27/06/2022	27/06/2032	20/04/2026	6	K660,000.00	K589,850.41	85.31	85.31	16.90	16.90
ZM1000005554	11	27/12/2022	27/12/2027	20/04/2026	1	K800,000.00	K775,372.13	93.49	93.49	15.50	15.50
ZM1000005091	13	27/12/2021	27/12/2031	20/04/2026	5	K2,517,356.00	K2,365,809.88	86.03	99.81	14.10	16.90
ZM1000005521	14	28/11/2022	28/11/2037	20/04/2026	11	K221,930.00	K200,000.18	90.17	90.17	17.08	17.08

Disclaimer: This content is prepared from information received by the Commission through third-party reports. The content is indicative and intended for informational purposes only and shall not in any way be deemed to be investment advice, guidance or recommendation of the SEC. Users are responsible for making investment decisions and are advised to obtain independent professional advice before acting on or using this information.