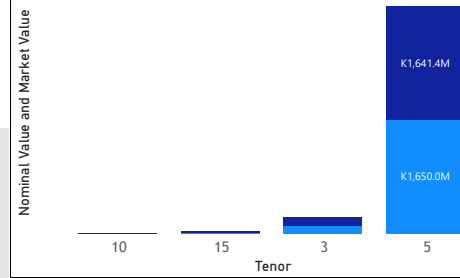


GRZ Bonds Secondary Market Trade Summary Report

Consideration and Nominal Value

● Nominal Value ● Market Value



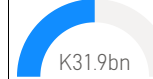
Range of Trade Prices (ZMW)*

Tenor	Min	Max
3	102.46	102.46
5	99.37	99.51
10	93.55	125.99
15	82.91	99.93

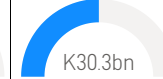
Range of Yields Rates*

Tenor	Min	Max
3	15.10	15.10
5	12.20	12.50
10	16.00	16.00
15	15.50	18.17

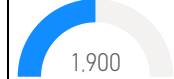
Market Value YTD



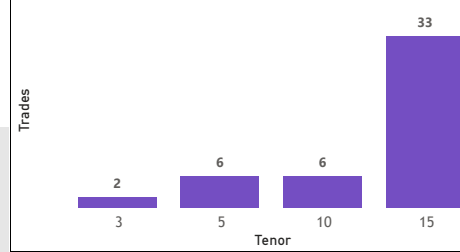
Nominal Value YTD



YTD trades



No. of Trades by Tenor



Primary Market March 2026 Auction

Tenor	Cut- Off Yield Rate	Coupon Rates	Range of Successful Yield Rates
10 Years	16.60	16.60	0.0100 – 16.6000
15 Years	17.59	17.59	10.0000 – 17.5900
3 Years	14.90	14.90	11.0000 – 14.9000
7 Years	16.00	16.00	12.0000 – 16.0000
2 Years	14.50	14.50	5.0000 – 14.5000

K1.8bn
Total Nominal Value

K1.8bn
Total Market Value

47
Number of Trades

*Disclaimer: This content is prepared from information received by the Commission through third-party reports. The range of prices by tenor and range of yields by tenor are based on dealer submissions. The content is indicative and intended for informational purposes only and shall not in any way be deemed to be investment advice, guidance or recommendation of the SEC. Users are responsible for making investment decisions and are advised to obtain independent professional advice before acting on or using this information.

GRZ Bonds Secondary Market Trade Summary Report

ISIN Code	Coupon Rate	Issue Date	Maturity Date	Trade Date/ Valuation Date	Years To Maturity	Nominal Value	Market Value	Min Trade Price	Max Trade Price	Min Yield	Max Yield
ZM1000004383	14	01/06/2020	01/06/2035	20/03/2026	9	K1,887,650.00	K1,788,835.12	94.78	94.78	16.00	16.00
ZM1000005943	14	02/10/2023	02/10/2038	20/03/2026	12	K466,214.00	K414,454.74	88.92	88.92	17.53	17.53
ZM1000005695	13	04/03/2023	04/03/2033	20/03/2026	6	K2,270,000.00	K2,126,379.62	93.55	93.55	16.00	16.00
ZM1000006982	21.48	17/03/2025	17/03/2035	20/03/2026	9	K220,000.00	K277,201.10	125.99	125.99	16.00	16.00
ZM1000004953	11	20/09/2021	20/09/2026	20/03/2026	0	K1,650,000,000.00	K1,641,410,608.22	99.37	99.51	12.20	12.50
ZM1000005919	14	21/08/2023	21/08/2038	17/03/2026	12	K368,000.00	K339,962.86	92.38	92.38	15.59	15.59
ZM1000003062	14	21/11/2016	21/11/2031	17/03/2026	5	K2,720,000.00	K2,556,960.04	94.01	94.01	16.95	16.95
ZM1000005224	14	23/03/2022	23/03/2037	20/03/2026	11	K207,400.00	K200,000.58	96.49	96.49	16.04	16.04
ZM1000003211	14	24/04/2017	24/04/2032	20/03/2026	6	K540,242.00	K539,880.72	99.93	99.93	15.50	15.50
ZM1000005851	14	24/07/2023	24/07/2038	20/03/2026	12	K9,503,950.00	K8,255,732.00	86.56	86.84	17.00	17.07
ZM1000005828	14	26/06/2023	26/06/2038	17/03/2026	12	K1,015,600.00	K842,017.90	82.91	82.91	18.17	18.17
ZM1000005828	14	26/06/2023	26/06/2038	20/03/2026	12	K453,680.00	K400,002.92	88.18	88.18	16.94	16.94
ZM1000007071	16.5	27/05/2025	27/05/2028	19/03/2026	2	K110,000,000.00	K118,277,735.06	102.46	102.46	15.10	15.10
ZM1000004466	14	27/07/2020	27/07/2035	20/03/2026	9	K1,915,250.00	K1,771,922.06	92.54	92.54	16.00	16.00
ZM1000007048	19	28/04/2025	28/04/2035	20/03/2026	9	K700,000.00	K851,343.82	121.64	121.64	16.00	16.00
ZM1000005521	14	28/11/2022	28/11/2037	20/03/2026	11	K335,750.00	K296,343.42	88.31	88.31	17.25	17.25
ZM1000005760	14	29/05/2023	29/05/2038	20/03/2026	12	K72,854.00	K70,000.18	91.83	91.83	15.50	15.50
ZM1000005976	14	30/11/2023	30/11/2038	20/03/2026	12	K1,200,000.00	K1,114,161.46	92.90	92.90	16.40	16.40
ZM1000005497	14	31/10/2022	31/10/2037	20/03/2026	11	K142,410.00	K125,548.14	88.21	88.21	17.53	17.53

Disclaimer: This content is prepared from information received by the Commission through third-party reports. The content is indicative and intended for informational purposes only and shall not in any way be deemed to be investment advice, guidance or recommendation of the SEC. Users are responsible for making investment decisions and are advised to obtain independent professional advice before acting on or using this information.