



SECURITIES AND EXCHANGE COMMISSION
Protecting Investors in the Capital Markets

Date

Thursday, 2 April 2026

K137.8M

Total Nominal Value

K129.2M

Total Market Value

17

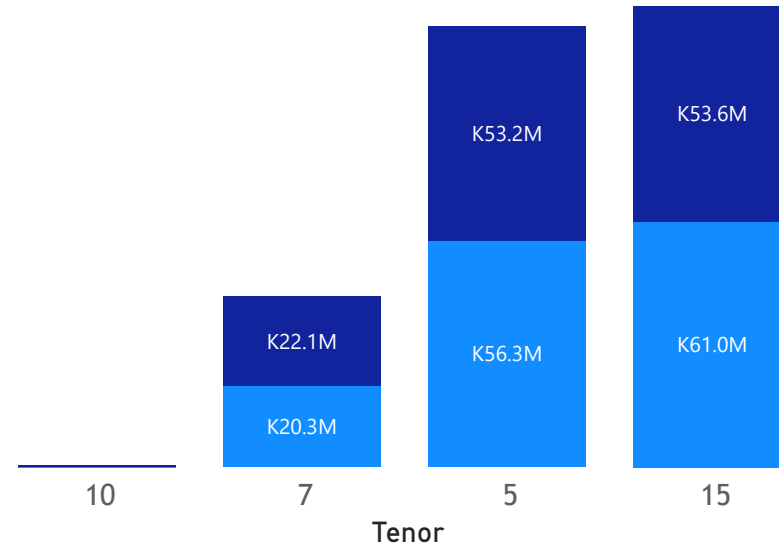
Number of Trades

GRZ Bonds Secondary Market Trade Summary Report

Consideration and Nominal Value

● Nominal Value ● Market Value

Nominal Value and Market Value



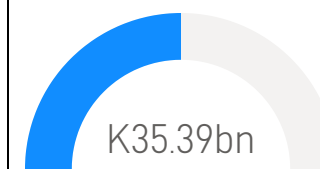
Range of Trade Prices (ZMW)*

Tenor	Min	Max
5	91.54	106.04
7	104.48	109.04
10	99.98	121.91
15	82.33	138.29

Range of Yields Rates*

Tenor	Min	Max
5	10.67	15.60
7	11.80	16.30
10	14.10	17.49
15	12.38	17.65

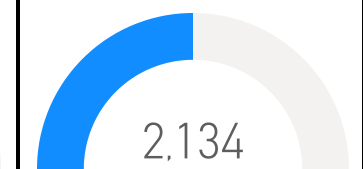
Market Value YTD



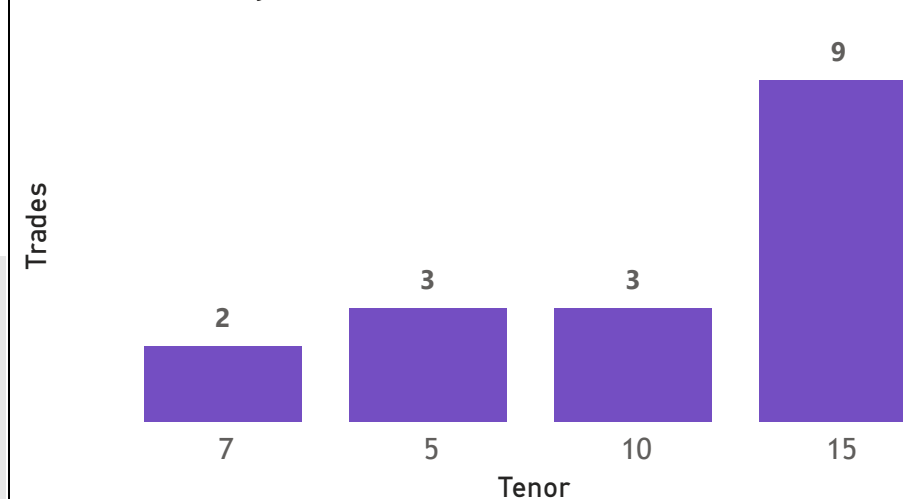
Nominal Value YTD



YTD trades



No. of Trades by Tenor



Primary Market March 2026 Auction

Tenor	Cut- Off Yield Rate	Coupon Rates	Range of Successful Yield Rates
10 Years	16.60	16.60	0.0100 – 16.6000
15 Years	17.59	17.59	10.0000 – 17.5900
3 Years	14.90	14.90	11.0000 – 14.9000
7 Years	16.00	16.00	12.0000 – 16.0000
2 Years	14.50	14.50	5.0000 – 14.5000

*Disclaimer: This content is prepared from information received by the Commission through third-party reports. The range of prices by tenor and range of yields by tenor are based on dealer submissions. The content is indicative and intended for informational purposes only and shall not in any way be deemed to be investment advice, guidance or recommendation of the SEC. Users are responsible for making investment decisions and are advised to obtain independent professional advice before acting on or using this information.



GRZ Bonds Secondary Market Trade Summary Report

ISIN Code	Coupon Rate	Issue Date	Maturity Date	Trade Date/ Valuation Date	Years To Maturity	Nominal Value	Market Value	Min Trade Price	Max Trade Price	Min Yield	Max Yield
ZM1000005257	14	03/05/2022	03/05/2037	02/04/2026	11	K1,633,000.00	K1,499,558.17	91.83	91.83	16.80	16.80
ZM1000005679	11	04/03/2023	04/03/2028	30/03/2026	1	K282,000.00	K299,019.53	106.04	106.04	10.67	10.67
ZM1000005695	13	04/03/2023	04/03/2033	02/04/2026	6	K5,000.00	K4,998.87	99.98	99.98	14.50	14.50
ZM1000003351	13	18/12/2017	18/12/2027	02/04/2026	1	K146,000.00	K149,010.85	102.06	102.06	14.10	14.10
ZM1000005919	14	21/08/2023	21/08/2038	02/04/2026	12	K696,000.00	K599,767.89	86.17	86.17	17.00	17.00
ZM1000006800	22.5	23/12/2024	23/12/2034	02/04/2026	8	K100,000.00	K128,072.00	121.91	121.91	17.49	17.49
ZM1000006818	23.5	23/12/2024	23/12/2039	02/04/2026	13	K289,000.00	K399,644.97	138.29	138.29	17.33	17.33
ZM1000005794	11	26/06/2023	26/06/2028	26/06/2023	5	K56,000,000.00	K52,897,761.10	91.54	91.54	15.60	15.60
ZM1000005349	14	27/06/2022	27/06/2037	27/06/2022	15	K30,000,000.00	K25,804,317.54	82.33	82.33	17.65	17.65
ZM1000007055	20	28/04/2025	28/04/2040	02/04/2026	14	K49,000.00	K59,757.53	121.95	121.95	17.40	17.40
ZM1000002262	14	01/09/2014	28/08/2029	30/03/2026	3	K284,000.00	K299,993.04	105.63	105.63	12.38	12.38
ZM1000007337	18.5	29/09/2025	29/09/2032	04/02/2026	6	K20,000,000.00	K21,818,629.86	109.04	109.04	16.30	16.30
ZM1000005034	12	29/11/2021	29/11/2028	30/03/2026	2	K287,000.00	K299,870.55	104.48	104.48	11.80	11.80
ZM1000004805	14	31/05/2021	31/05/2036	31/05/2021	15	K28,000,000.00	K24,949,654.30	84.39	84.39	17.30	17.30

Disclaimer: This content is prepared from information received by the Commission through third-party reports. The content is indicative and intended for informational purposes only and shall not in any way be deemed to be investment advice, guidance or recommendation of the SEC. Users are responsible for making investment decisions and are advised to obtain independent professional advice before acting on or using this information.