



SECURITIES AND EXCHANGE COMMISSION
Protecting Investors in the Capital Markets

Date

Thursday, 19 March 2026

K125.4M

Total Nominal Value

K133.8M

Total Market Value

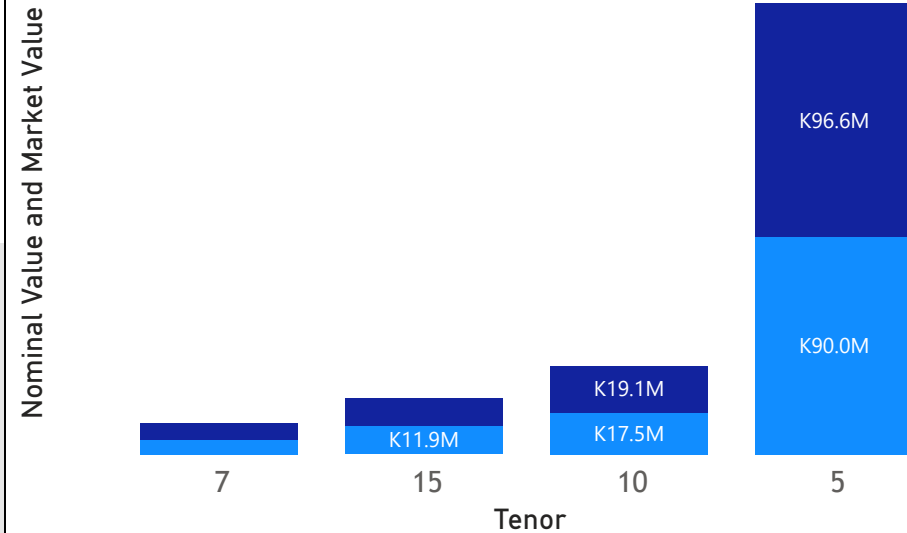
17

Number of Trades

GRZ Bonds Secondary Market Trade Summary Report

Consideration and Nominal Value

● Nominal Value ● Market Value



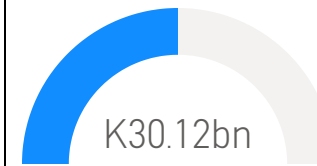
Range of Trade Prices (ZMW)*

Tenor	Min	Max
5	107.29	107.29
7	113.97	113.97
10	99.95	153.29
15	83.39	144.45

Range of Yields Rates*

Tenor	Min	Max
5	15.50	15.50
7	15.35	15.35
10	15.65	16.60
15	16.00	18.02

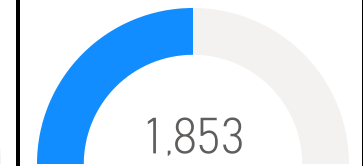
Market Value YTD



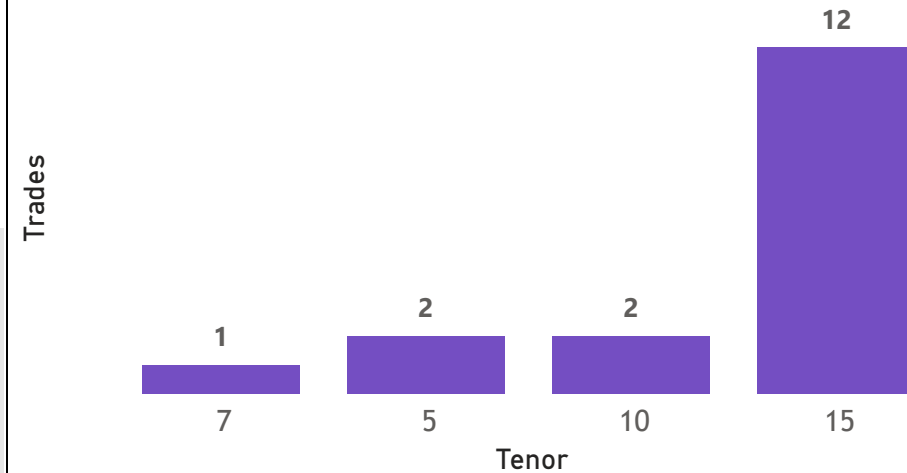
Nominal Value YTD



YTD trades



No. of Trades by Tenor



Primary Market March 2026 Auction

Tenor	Cut- Off Yield Rate	Coupon Rates	Range of Successful Yield Rates
10 Years	16.60	16.60	0.0100 – 16.6000
15 Years	17.59	17.59	10.0000 – 17.5900
3 Years	14.90	14.90	11.0000 – 14.9000
7 Years	16.00	16.00	12.0000 – 16.0000
2 Years	14.50	14.50	5.0000 – 14.5000

*Disclaimer: This content is prepared from information received by the Commission through third-party reports. The range of prices by tenor and range of yields by tenor are based on dealer submissions. The content is indicative and intended for informational purposes only and shall not in any way be deemed to be investment advice, guidance or recommendation of the SEC. Users are responsible for making investment decisions and are advised to obtain independent professional advice before acting on or using this information.



GRZ Bonds Secondary Market Trade Summary Report

ISIN Code	Coupon Rate	Issue Date	Maturity Date	Trade Date/ Valuation Date	Years To Maturity	Nominal Value	Market Value	Min Trade Price	Max Trade Price	Min Yield	Max Yield
ZM1000006230	24.97	02/04/2024	02/04/2034	17/03/2026	8	K2,501,000.00	K3,833,696.40	153.29	153.29	15.65	15.65
ZM1000001751	14	20/02/2012	16/02/2027	19/03/2026	0	K130,320.00	K130,857.80	100.42	100.42	16.00	16.00
ZM1000007642	16.6	16/02/2026	16/02/2036	19/03/2026	9	K15,000,000.00	K15,230,982.12	99.95	99.95	16.60	16.60
ZM1000007279	18.49	18/08/2025	18/08/2032	17/03/2026	6	K6,000,000.00	K6,837,988.11	113.97	113.97	15.35	15.35
ZM1000006180	26.5	19/02/2024	19/02/2039	19/03/2026	12	K1,731,840.00	K2,501,410.64	144.45	144.45	18.00	18.00
ZM1000007501	16.49	22/12/2025	22/12/2030	19/03/2026	4	K90,000,000.00	K96,551,104.94	107.29	107.29	15.50	15.50
ZM1000005224	14	23/03/2022	23/03/2037	19/03/2026	11	K1,937,640.00	K1,707,855.75	86.37	87.92	16.75	18.02
ZM1000006065	14	26/12/2023	26/12/2038	19/03/2026	12	K5,989,148.00	K4,993,734.70	83.39	83.39	18.00	18.00
ZM1000005976	14	30/11/2023	30/11/2038	16/03/2026	12	K1,466,563.00	K1,385,765.00	94.49	94.49	16.00	16.00
ZM1000001901	14	03/09/2012	31/08/2027	19/03/2026	1	K612,280.00	K599,999.64	97.92	97.92	16.20	16.20

Disclaimer: This content is prepared from information received by the Commission through third-party reports. The content is indicative and intended for informational purposes only and shall not in any way be deemed to be investment advice, guidance or recommendation of the SEC. Users are responsible for making investment decisions and are advised to obtain independent professional advice before acting on or using this information.