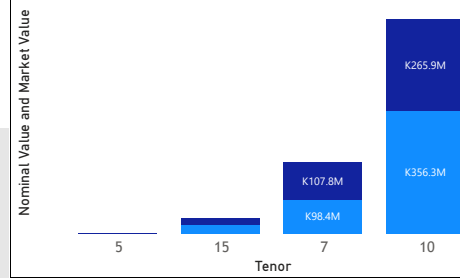


GRZ Bonds Secondary Market Trade Summary Report

Consideration and Nominal Value

● Nominal Value ● Market Value




Range of Trade Prices (ZMW)*

Tenor	Min	Max
5	92.49	92.58
7	71.96	120.88
10	66.11	122.14
15	72.70	149.24

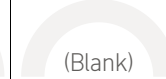
Range of Yields Rates*

Tenor	Min	Max
5	15.50	16.00
7	15.00	22.00
10	18.00	22.82
15	20.00	22.80

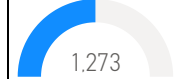
Market Value YTD



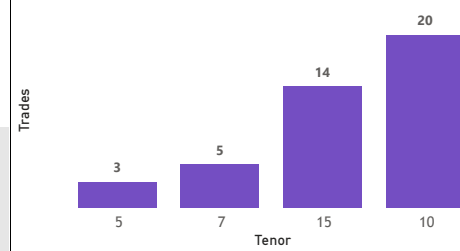
Nominal Value YTD



YTD trades



No. of Trades by Tenor



Primary Market March 2026 Auction

Tenor	Cut- Off Yield Rate	Coupon Rates	Range of Successful Yield Rates
10 Years	16.60	16.60	0.0100 – 16.6000
15 Years	17.59	17.59	10.0000 – 17.5900
3 Years	14.90	14.90	11.0000 – 14.9000
7 Years	16.00	16.00	12.0000 – 16.0000
2 Years	14.50	14.50	5.0000 – 14.5000

K479.8M
Total Nominal Value

K394.6M
Total Market Value

42

Number of Trades

*Disclaimer: This content is prepared from information received by the Commission through third-party reports. The range of prices by tenor and range of yields by tenor are based on dealer submissions. The content is indicative and intended for informational purposes only and shall not in any way be deemed to be investment advice, guidance or recommendation of the SEC. Users are responsible for making investment decisions and are advised to obtain independent professional advice before acting on or using this information.

GRZ Bonds Secondary Market Trade Summary Report

ISIN Code	Coupon Rate	Issue Date	Maturity Date	Trade Date/ Valuation Date	Years To Maturity	Nominal Value	Market Value	Min Trade Price	Max Trade Price	Min Yield	Max Yield
ZM1000004383	14	01/06/2020	01/06/2035	17/03/2025	10	K20,000,000.00	K15,359,881.92	72.70	72.70	20.45	20.45
ZM1000006636	27.75	01/10/2024	01/10/2039			K268,082.00	K399,998.88	149.24	149.24	20.00	20.00
ZM1000006248	26.5	02/04/2024	02/04/2039			K280,870.00	K399,999.20	142.45	142.45	20.00	20.00
ZM1000006552	25	02/09/2024	02/09/2031	18/03/2025		K50,000,000.00	K61,192,524.66	120.88	120.88	19.20	19.20
ZM1000006578	28.35	02/09/2024	02/09/2039	18/03/2025	14	K1,000,000.00	K1,296,985.51	128.31	128.31	21.75	21.75
ZM1000006925	22.49	16/02/2025	16/02/2035	13/03/2025	9	K738,000.00	K799,618.40	109.10	109.10	20.88	20.88
ZM1000006933	22.8	16/02/2025	16/02/2040			K695,740.00	K800,000.61	114.99	114.99	20.00	20.00
ZM1000003351	13	18/12/2017	18/12/2027	13/03/2025		K1,098,000.00	K918,174.10	83.62	83.62	22.82	22.82
ZM1000005901	13	21/08/2023	21/08/2033	18/03/2025	8	K90,000,000.00	K66,672,694.48	72.77	73.26	19.60	19.75
ZM1000006123	26.5	22/01/2024	22/01/2039			K298,254.00	K400,001.14	134.14	134.14	20.00	20.00
ZM1000004730	12	22/03/2021	22/03/2028	18/03/2025	3	K859,000.00	K784,949.32	85.49	85.49	18.50	18.50
ZM1000004748	14	22/03/2021	22/03/2036	03/07/2025	10	K1,215,000.00	K949,603.42	78.16	78.16	20.62	20.62
ZM1000004748	14	22/03/2021	22/03/2036	13/03/2025	11	K179,000.00	K139,925.09	78.17	78.17	20.68	20.68
ZM1000006503	25.75	22/07/2024	22/07/2034	13/03/2025	9	K215,000.00	K259,153.55	109.10	109.10	21.51	21.51
ZM1000004672	13	25/01/2021	25/01/2031	06/03/2025	5	K3,931,000.00	K3,030,590.29	75.49	75.49	20.31	20.31
ZM1000004672	13	25/01/2021	25/01/2031	13/03/2025	5	K1,228,000.00	K999,699.51	81.41	81.41	18.90	18.90
ZM1000006743	22.5	25/11/2024	25/11/2034			K163,724.00	K199,999.18	122.14	122.14	19.00	19.00
ZM1000005810	13	26/06/2023	26/06/2033			K244,562.00	K199,999.54	81.79	81.79	18.00	18.00
ZM1000005810	13	26/06/2023	26/06/2033	14/03/2025	8	K30,000,000.00	K22,519,514.38	72.14	72.14	20.00	20.00
ZM1000004136	12	26/08/2019	26/08/2026	17/03/2025	1	K40,000,000.00	K38,734,663.01	96.84	96.84	15.00	15.00
ZM1000004136	12	26/08/2019	26/08/2026	18/03/2025	1	K6,947,000.00	K6,672,182.77	95.32	95.32	15.75	15.75
ZM1000006362	26.5	27/05/2024	27/05/2039	18/03/2025	14	K200,000.00	K246,718.00	115.30	115.30	22.80	22.80

Disclaimer: This content is prepared from information received by the Commission through third-party reports. The content is indicative and intended for informational purposes only and shall not in any way be deemed to be investment advice, guidance or recommendation of the SEC. Users are responsible for making investment decisions and are advised to obtain independent professional advice before acting on or using this information.