

GRZ Bonds Secondary Market Trade Summary Report

Consideration and Nominal Value

● Nominal Value ● Market Value



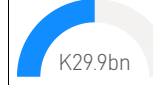
Range of Trade Prices (ZMW)*

Tenor	Min	Max
5	84.49	97.68
7	99.22	113.98
10	90.81	153.31
15	87.77	109.56


Range of Yields Rates*

Tenor	Min	Max
5	12.48	19.70
7	12.63	15.35
10	15.60	16.60
15	15.62	18.00

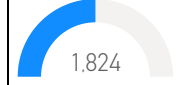
Market Value YTD



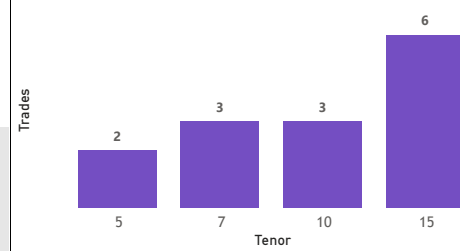
Nominal Value YTD



YTD trades



No. of Trades by Tenor



Primary Market March 2026 Auction

Tenor	Cut- Off Yield Rate	Coupon Rates	Range of Successful Yield Rates
10 Years	16.60	16.60	0.0100 – 16.6000
15 Years	17.59	17.59	10.0000 – 17.5900
3 Years	14.90	14.90	11.0000 – 14.9000
7 Years	16.00	16.00	12.0000 – 16.0000
2 Years	14.50	14.50	5.0000 – 14.5000

K27.1M
Total Nominal Value

K29.7M
Total Market Value

14

Number of Trades

*Disclaimer: This content is prepared from information received by the Commission through third-party reports. The range of prices by tenor and range of yields by tenor are based on dealer submissions. The content is indicative and intended for informational purposes only and shall not in any way be deemed to be investment advice, guidance or recommendation of the SEC. Users are responsible for making investment decisions and are advised to obtain independent professional advice before acting on or using this information.



GRZ Bonds Secondary Market Trade Summary Report

ISIN Code	Coupon Rate	Issue Date	Maturity Date	Trade Date/ Valuation Date	Years To Maturity	Nominal Value	Market Value	Min Trade Price	Max Trade Price	Min Yield	Max Yield
ZM1000006230	24.97	02/04/2024	02/04/2034	17/03/2026	8	K2,501,000.00	K3,833,696.40	153.31	153.31	15.65	15.65
ZM1000005943	14	02/10/2023	02/10/2038	03/11/2026	11	K512,000.00	K499,415.67	97.54	97.54	15.62	15.62
ZM1000005943	14	02/10/2023	02/10/2038	11/03/2026	12	K512,000.00	K499,415.67	97.54	97.54	15.62	15.62
ZM1000007279	18.49	18/08/2025	18/08/2032	17/03/2026	6	K6,000,000.00	K6,837,988.11	113.98	113.98	15.35	15.35
ZM1000006172	24.97	19/02/2024	19/02/2034	17/03/2026	7	K3,154,000.00	K4,349,725.08	136.13	136.13	16.60	16.60
ZM1000007535	18.99	22/12/2025	22/12/2040	17/03/2026	14	K1,825,774.00	K2,000,000.52	109.56	109.56	18.00	18.00
ZM1000005885	11	21/08/2023	24/07/2028	17/03/2026	2	K1,989,000.00	K1,882,973.77	84.49	97.68	12.48	19.70
ZM1000005851	14	24/07/2023	24/07/2038	17/03/2026	12	K3,000,000.00	K2,634,158.30	87.77	87.77	16.75	16.75
ZM1000004854	13	28/06/2021	28/06/2031	17/03/2026	5	K7,081,293.00	K6,629,612.62	90.81	90.81	15.60	15.60
ZM1000004912	12	30/08/2021	30/08/2028	17/03/2026	2	K503,630.00	K499,999.74	99.22	99.22	12.63	12.63

Disclaimer: This content is prepared from information received by the Commission through third-party reports. The content is indicative and intended for informational purposes only and shall not in any way be deemed to be investment advice, guidance or recommendation of the SEC. Users are responsible for making investment decisions and are advised to obtain independent professional advice before acting on or using this information.