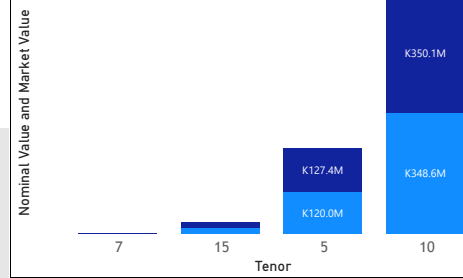


GRZ Bonds Secondary Market Trade Summary Report

Consideration and Nominal Value

● Nominal Value ● Market Value



Range of Trade Prices (ZMW)*

Tenor	Min	Max
5	102.34	106.14
7	94.65	94.65
10	88.44	105.57
15	79.43	95.53

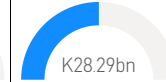
Range of Yields Rates*

Tenor	Min	Max
5	15.75	15.75
7	14.50	14.50
10	14.25	23.10
15	15.77	19.00

Market Value YTD



Nominal Value YTD



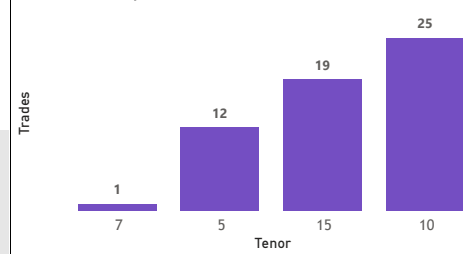
YTD trades



Primary Market March 2026 Auction

Tenor	Cut-Off Yield Rate	Coupon Rates	Range of Successful Yield Rates
10 Years	16.60	16.60	0.0100 – 16.6000
15 Years	17.59	17.59	10.0000 – 17.5900
3 Years	14.90	14.90	11.0000 – 14.9000
7 Years	16.00	16.00	12.0000 – 16.0000
2 Years	14.50	14.50	5.0000 – 14.5000

No. of Trades by Tenor



K485.2M
Total Nominal Value

K492.1M
Total Market Value

57

Number of Trades

*Disclaimer: This content is prepared from information received by the Commission through third-party reports. The range of prices by tenor and range of yields by tenor are based on dealer submissions. The content is indicative and intended for informational purposes only and shall not in any way be deemed to be investment advice, guidance or recommendation of the SEC. Users are responsible for making investment decisions and are advised to obtain independent professional advice before acting on or using this information.

GRZ Bonds Secondary Market Trade Summary Report

ISIN Code	Coupon Rate	Issue Date	Maturity Date	Trade Date/ Valuation Date	Years To Maturity	Nominal Value	Market Value	Min Trade Price	Max Trade Price	Min Yield	Max Yield
ZM1000004383	14	01/06/2020	01/06/2035	16/03/2026	9	K2,193,842.00	K2,094,347.95	90.25	95.53	15.77	16.05
ZM1000005000	12	01/11/2021	01/11/2028	16/03/2026	2	K76,000.00	K75,360.16	94.65	94.65	14.50	14.50
ZM1000005695	13	04/03/2023	04/03/2033	03/10/2026	6	K170,000.00	K152,115.65	89.48	89.48	17.07	17.07
ZM1000005695	13	04/03/2023	04/03/2033	10/03/2026	7	K170,000.00	K152,115.65	89.48	89.48	17.07	17.07
ZM1000003112	13	05/12/2016	05/12/2026	03/10/2026	0	K105,000.00	K101,970.81	97.12	97.12	23.10	23.10
ZM1000003112	13	05/12/2016	05/12/2026	10/03/2026	0	K105,000.00	K101,970.81	97.12	97.12	23.10	23.10
ZM1000003351	13	18/12/2017	18/12/2027	16/03/2026	1	K432,962.00	K438,454.47	98.06	98.06	14.25	14.25
ZM1000004979	13	20/09/2021	20/09/2031	12/03/2026	5	K133,560,000.00	K126,537,160.90	88.44	94.74	16.25	16.25
ZM1000007501	16.49	22/12/2025	22/12/2030	12/03/2026	4	K120,000,000.00	K127,363,150.70	102.34	106.14	15.75	15.75
ZM1000007527	17.5	22/12/2025	22/12/2035	12/03/2026	9	K184,000,000.00	K194,246,218.94	101.54	105.57	17.15	17.15
ZM1000005224	14	23/03/2022	23/03/2037	16/03/2026	11	K106,000.00	K97,000.26	91.99	91.99	17.00	17.00
ZM1000007162	19	23/06/2025	23/06/2035	16/03/2026	9	K20,100.00	K21,849.00	104.38	104.38	17.99	17.99
ZM1000005828	14	26/06/2023	26/06/2038	16/03/2026	12	K580,000.00	K509,040.76	87.78	87.78	17.00	17.00
ZM1000006065	14	26/12/2023	26/12/2038	16/03/2026	12	K10,204,738.00	K8,766,198.66	79.43	88.77	16.75	19.00
ZM1000006032	14	27/11/2023	27/11/2038	16/03/2026	12	K3,490,000.00	K3,096,400.54	88.76	88.76	17.00	17.00
ZM1000004854	13	28/06/2021	28/06/2031	03/10/2026	4	K30,000,000.00	K28,323,984.66	94.41	94.41	15.35	15.35

Disclaimer: This content is prepared from information received by the Commission through third-party reports. The content is indicative and intended for informational purposes only and shall not in any way be deemed to be investment advice, guidance or recommendation of the SEC. Users are responsible for making investment decisions and are advised to obtain independent professional advice before acting on or using this information.