



SECURITIES AND EXCHANGE COMMISSION
Protecting Investors in the Capital Markets

Date

< Wednesday, 15 April 2026 >

K73.1M

Total Nominal Value

K68.7M

Total Market Value

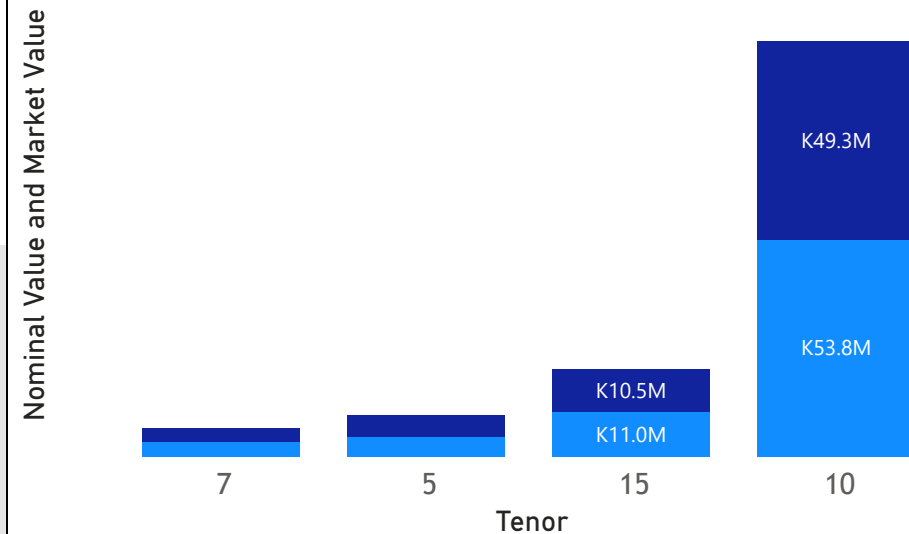
49

Number of Trades

GRZ Bonds Secondary Market Trade Summary Report

Consideration and Nominal Value

● Nominal Value ● Market Value



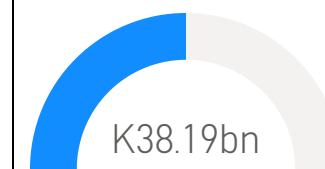
Range of Trade Prices (ZMW)*

Tenor	Min	Max
5	100.80	110.09
7	80.12	98.65
10	81.90	100.85
15	85.97	99.61

Range of Yields Rates*

Tenor	Min	Max
5	14.75	18.00
7	14.75	19.90
10	14.93	19.00
15	16.04	17.65

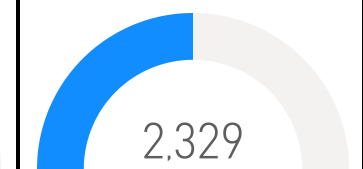
Market Value YTD



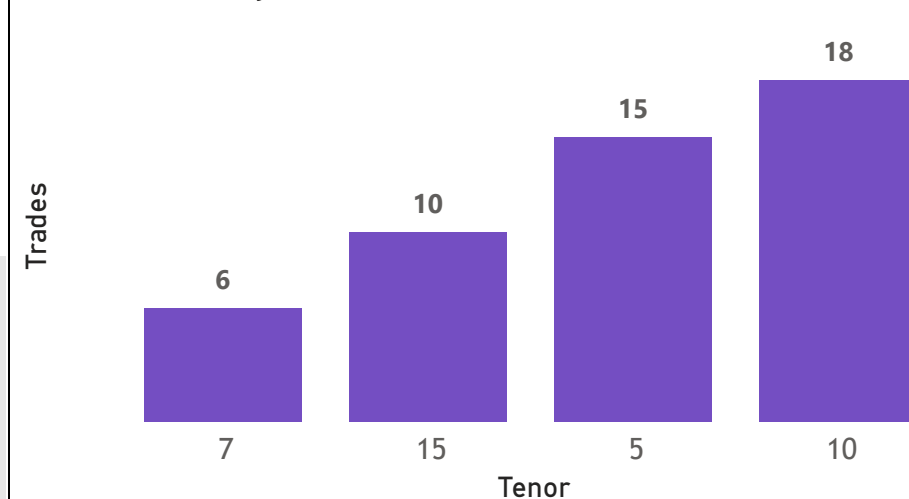
Nominal Value YTD



YTD trades



No. of Trades by Tenor



Primary Market March 2026 Auction

Tenor	Cut- Off Yield Rate	Coupon Rates	Range of Successful Yield Rates
10 Years	16.60	16.60	0.0100 – 16.6000
15 Years	17.59	17.59	10.0000 – 17.5900
3 Years	14.90	14.90	11.0000 – 14.9000
7 Years	16.00	16.00	12.0000 – 16.0000
2 Years	14.50	14.50	5.0000 – 14.5000

*Disclaimer: This content is prepared from information received by the Commission through third-party reports. The range of prices by tenor and range of yields by tenor are based on dealer submissions. The content is indicative and intended for informational purposes only and shall not in any way be deemed to be investment advice, guidance or recommendation of the SEC. Users are responsible for making investment decisions and are advised to obtain independent professional advice before acting on or using this information.



GRZ Bonds Secondary Market Trade Summary Report

ISIN Code	Coupon Rate	Issue Date	Maturity Date	Trade Date/ Valuation Date	Years To Maturity	Nominal Value	Market Value	Min Trade Price	Max Trade Price	Min Yield	Max Yield
ZM1000005695	13	04/03/2023	04/03/2033	04/10/2026	6	K866,000.00	K798,634.70	92.22	92.22	14.93	14.93
ZM1000005695	13	04/03/2023	04/03/2033	10/04/2026	6	K866,000.00	K798,634.70	92.22	92.22	14.93	14.93
ZM1000005729	12	05/02/2023	05/02/2030	15/04/2026	3	K269,482.00	K247,133.20	86.28	86.28	16.80	16.80
ZM1000002643	14	16/02/2015	16/02/2030	15/04/2026	3	K427,760.00	K404,247.36	95.72	95.72	16.80	16.80
ZM1000007659	17.59	16/02/2026	16/02/2041	14/04/2026	14	K3,000,000.00	K3,070,608.95	99.61	99.61	17.65	17.65
ZM1000007659	17.59	16/02/2026	16/02/2041	16/02/2026	15	K3,000,000.00	K3,070,608.95	99.61	99.61	17.65	17.65
ZM1000007261	18	18/08/2025	18/08/2030	14/04/2026	4	K2,250,000.00	K2,539,263.28	110.09	110.09	14.75	14.75
ZM1000007261	18	18/08/2025	18/08/2030	15/04/2026	4	K1,800,000.00	K2,031,411.45	110.09	110.09	15.00	15.00
ZM1000003351	13	18/12/2017	18/12/2027	15/04/2026	1	K277,698.00	K276,717.06	98.14	98.14	16.20	16.20
ZM1000005455	13	19/09/2022	19/09/2032	17/04/2026	6	K428,000.00	K396,094.32	91.51	91.51	15.10	15.10
ZM1000004979	13	20/09/2021	20/09/2031	15/04/2026	5	K425,492.00	K369,246.40	85.82	85.82	17.10	17.10
ZM1000005224	14	23/03/2022	23/03/2037	15/04/2026	10	K2,326,480.00	K2,000,008.50	85.97	85.97	17.05	17.05
ZM1000004672	13	25/01/2021	25/01/2031	10/04/2026	4	K50,000,000.00	K45,829,257.54	88.81	88.81	16.45	16.45
ZM1000005810	13	26/06/2023	26/06/2033	16/04/2026	7	K300,000.00	K257,571.08	81.90	81.90	17.50	17.50
ZM1000005810	13	26/06/2023	26/06/2033	17/04/2026	7	K424,000.00	K395,630.58	89.32	89.32	15.50	15.50
ZM1000006057	12	26/12/2023	26/12/2030	15/04/2026	4	K200,000.00	K160,240.60	80.12	80.12	19.90	19.90
ZM1000004466	14	27/07/2020	27/07/2035	15/04/2026	9	K278,906.00	K260,000.02	93.25	93.25	16.04	16.04
ZM1000006032	14	27/11/2023	27/11/2038	15/04/2026	12	K1,936,356.00	K1,741,158.98	89.97	89.97	17.00	17.00
ZM1000007329	18	29/09/2025	29/09/2030	15/04/2026	4	K800,000.00	K806,797.36	100.80	100.80	18.00	18.00
ZM1000007345	19	29/09/2025	29/09/2035	15/04/2026	9	K200,000.00	K201,788.78	100.85	100.85	19.00	19.00
ZM1000005034	12	29/11/2021	29/11/2028	15/04/2026	2	K3,040,000.00	K2,998,869.10	98.65	98.65	14.75	14.75

Disclaimer: This content is prepared from information received by the Commission through third-party reports. The content is indicative and intended for informational purposes only and shall not in any way be deemed to be investment advice, guidance or recommendation of the SEC. Users are responsible for making investment decisions and are advised to obtain independent professional advice before acting on or using this information.