



SECURITIES AND EXCHANGE COMMISSION
Protecting Investors in the Capital Markets

Date

Tuesday, 14 April 2026

K942.1M

Total Nominal Value

K904.9M

Total Market Value

22

Number of Trades

GRZ Bonds Secondary Market Trade Summary Report

Consideration and Nominal Value

● Nominal Value ● Market Value



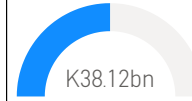
Range of Trade Prices (ZMW)*

Tenor	Min	Max
5	97.98	99.88
7	86.80	99.93
10	79.95	120.16
15	88.09	118.58

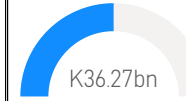
Range of Yields Rates*

Tenor	Min	Max
5	11.25	14.05
7	12.00	16.40
10	15.13	19.30
15	16.65	19.60

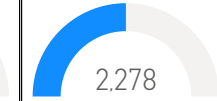
Market Value YTD



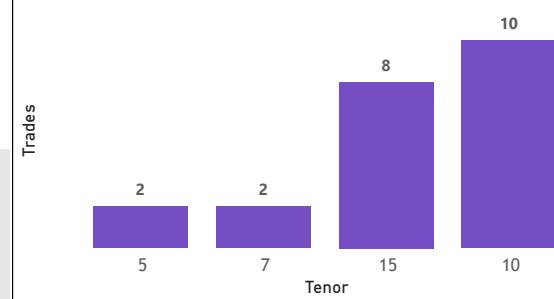
Nominal Value YTD



YTD trades



No. of Trades by Tenor



Primary Market March 2026 Auction

Tenor	Cut- Off Yield Rate	Coupon Rates	Range of Successful Yield Rates
10 Years	16.60	16.60	0.0100 – 16.6000
15 Years	17.59	17.59	10.0000 – 17.5900
3 Years	14.90	14.90	11.0000 – 14.9000
7 Years	16.00	16.00	12.0000 – 16.0000
2 Years	14.50	14.50	5.0000 – 14.5000

*Disclaimer: This content is prepared from information received by the Commission through third-party reports. The range of prices by tenor and range of yields by tenor are based on dealer submissions. The content is indicative and intended for informational purposes only and shall not in any way be deemed to be investment advice, guidance or recommendation of the SEC. Users are responsible for making investment decisions and are advised to obtain independent professional advice before acting on or using this information.

GRZ Bonds Secondary Market Trade Summary Report

ISIN Code	Coupon Rate	Issue Date	Maturity Date	Trade Date/ Valuation Date	Years To Maturity	Nominal Value	Market Value	Min Trade Price	Max Trade Price	Min Yield	Max Yield
ZM1000007642	16.6	16/02/2026	16/02/2036	16/02/2026	10	K30,000,000.00	K29,507,828.63	95.77	95.77	17.05	17.05
ZM1000006933	22.8	16/02/2025	16/02/2040	14/04/2026	13	K200,000.00	K237,094.10	118.58	118.58	19.60	19.60
ZM1000007659	17.59	16/02/2026	16/02/2041	14/04/2026	14	K65,000,000.00	K65,914,500.48	99.61	108.07	17.65	17.95
ZM1000005919	14	21/08/2023	21/08/2038	09/04/2026	12	K4,540,000.00	K3,999,159.82	88.09	88.09	16.68	16.68
ZM1000005216	13	23/03/2022	23/03/2032	14/04/2026	5	K7,793,770.00	K6,230,688.76	79.95	79.95	19.00	19.00
ZM1000006800	22.5	23/12/2024	23/12/2034	14/04/2026	8	K500,000.00	K600,707.98	120.16	120.16	19.30	19.30
ZM1000005844	12	24/07/2023	24/07/2030	14/04/2026	4	K154,585,570.00	K138,393,917.40	86.80	86.80	16.40	16.40
ZM1000005851	14	24/07/2023	24/07/2038	09/04/2026	12	K4,478,000.00	K3,999,494.04	89.31	90.74	16.65	16.65
ZM1000004672	13	25/01/2021	25/01/2031	14/04/2026	4	K325,000,000.00	K297,663,755.82	88.67	88.67	16.50	16.50
ZM1000007584	17.19	26/01/2026	26/01/2036	09/04/2026	9	K2,800,000.00	K2,925,391.82	104.48	104.48	17.00	17.00
ZM1000004136	12	26/08/2019	26/08/2026	14/04/2026	0	K50,932,000.00	K51,734,655.53	99.93	99.93	12.00	12.00
ZM1000005075	11	27/12/2021	27/12/2026	10/04/2026	0	K100,000,000.00	K101,230,294.52	97.98	97.98	14.05	14.05
ZM1000004839	11	28/06/2021	28/06/2026	14/04/2026	0	K195,914,000.00	K202,173,194.66	99.88	99.88	11.25	11.25
ZM1000004854	13	28/06/2021	28/06/2031	14/04/2026	5	K343,002.00	K330,180.10	96.24	96.24	15.13	15.13