



SECURITIES AND EXCHANGE COMMISSION  
Protecting Investors in the Capital Markets

Date

Monday, 13 April 2026

**K276.8M**

Total Nominal Value

**K281.3M**

Total Market Value

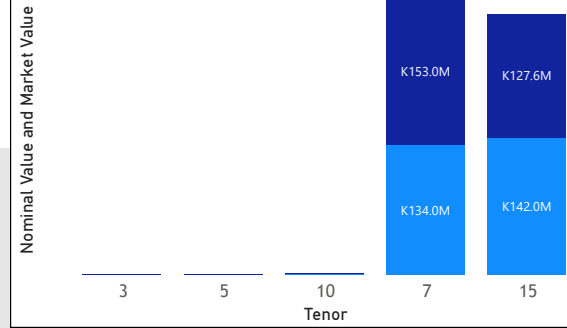
**18**

Number of Trades

# GRZ Bonds Secondary Market Trade Summary Report

## Consideration and Nominal Value

● Nominal Value ● Market Value



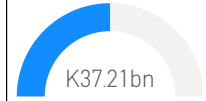
## Range of Trade Prices (ZMW)\*

Tenor	Min	Max
3	109.36	109.36
5	94.13	94.13
7	94.68	120.59
10	77.12	77.12
15	82.69	136.37

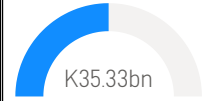
## Range of Yields Rates\*

Tenor	Min	Max
3	15.70	15.70
5	15.00	15.00
7	15.25	16.25
10	19.15	19.15
15	16.80	19.50

## Market Value YTD



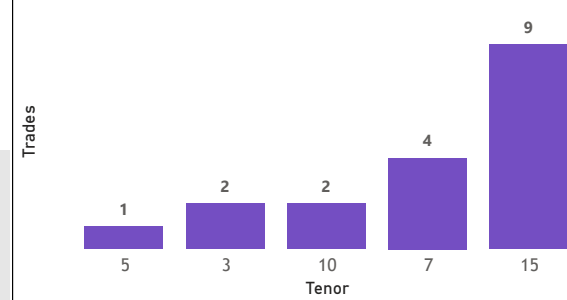
## Nominal Value YTD



## YTD trades



## No. of Trades by Tenor



## Primary Market March 2026 Auction

Tenor	Cut- Off Yield Rate	Coupon Rates	Range of Successful Yield Rates
10 Years	16.60	16.60	0.0100 – 16.6000
15 Years	17.59	17.59	10.0000 – 17.5900
3 Years	14.90	14.90	11.0000 – 14.9000
7 Years	16.00	16.00	12.0000 – 16.0000
2 Years	14.50	14.50	5.0000 – 14.5000

\*Disclaimer: This content is prepared from information received by the Commission through third-party reports. The range of prices by tenor and range of yields by tenor are based on dealer submissions. The content is indicative and intended for informational purposes only and shall not in any way be deemed to be investment advice, guidance or recommendation of the SEC. Users are responsible for making investment decisions and are advised to obtain independent professional advice before acting on or using this information.

# GRZ Bonds Secondary Market Trade Summary Report

ISIN Code	Coupon Rate	Issue Date	Maturity Date	Trade Date/ Valuation Date	Years To Maturity	Nominal Value	Market Value	Min Trade Price	Max Trade Price	Min Yield	Max Yield
ZM1000004383	14	01/06/2020	01/06/2035	08/04/2026	9	K460,000.00	K403,701.84	87.76	87.76	17.91	17.91
ZM1000006537	21.5	02/09/2024	02/09/2027	13/04/2026	1	K61,770.00	K67,573.46	109.36	109.36	15.70	15.70
ZM1000005695	13	04/03/2023	04/03/2033	13/04/2026	6	K700,000.00	K540,856.38	77.12	77.12	19.15	19.15
ZM1000006917	21	16/02/2025	16/02/2032	07/04/2026	5	K100,000,000.00	K120,592,883.56	120.59	120.59	16.25	16.25
ZM1000007659	17.59	16/02/2026	16/02/2041	09/04/2026	14	K40,000,000.00	K40,105,575.89	100.26	100.26	18.05	18.05
ZM1000006180	26.5	19/02/2024	19/02/2039	13/04/2026	12	K58,678.00	K80,001.20	136.37	136.37	19.50	19.50
ZM1000005463	14	19/09/2022	19/09/2037	13/04/2026	11	K1,170,000.00	K1,016,469.14	86.88	86.88	16.80	16.80
ZM1000004730	12	22/03/2021	22/03/2028	08/04/2026	1	K34,000,000.00	K32,438,171.80	94.68	95.41	15.25	15.25
ZM1000005851	14	24/07/2023	24/07/2038	09/04/2026	12	K100,000,000.00	K85,717,436.98	82.69	85.72	17.45	17.45
ZM1000005554	11	27/12/2022	27/12/2027	13/04/2026	1	K102,649.00	K100,000.48	94.13	94.13	15.00	15.00
ZM1000005760	14	29/05/2023	29/05/2038	13/04/2026	12	K278,000.00	K249,955.08	89.91	89.91	17.00	17.00