

Date
Friday, 27 February 2026

K276.1M
Total Nominal Value

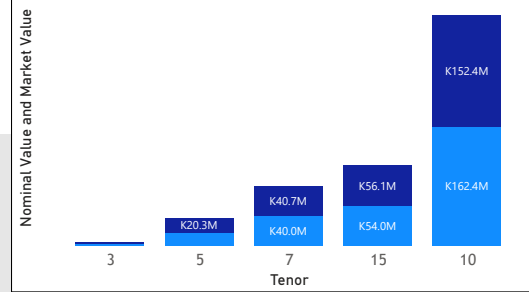
K272.1M
Total Market Value

12
Number of Trades

GRZ Bonds Secondary Market Trade Summary Report

Consideration and Nominal Value

● Nominal Value ● Market Value




Range of Trade Prices (ZMW)*

Tenor	Min	Max
3	103.73	103.73
5	101.58	117.53
7	101.71	101.71
10	83.99	93.84
15	87.86	116.95

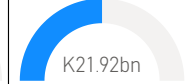
Range of Yields Rates*

Tenor	Min	Max
3	13.00	13.00
5	14.00	17.00
7	15.70	15.70
10	14.35	16.75
15	15.52	17.40

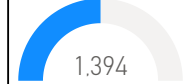
Market Value YTD



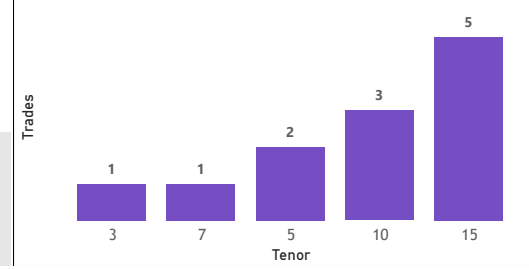
Nominal Value YTD



YTD trades



No. of Trades by Tenor



Primary Market February 2025 Auction

Tenor	Cut- Off Yield Rate	Coupon Rates	Range of Successful Yield Rates
2 Years	14.50	14.50	13.0000 – 14.5000
3 Years	14.90	14.90	12.5000 – 14.9000
5 Years	14.98	14.98	10.0000 – 14.9800
7 Years	16.00	16.00	10.0000 – 16.0000
10 Years	16.60	16.60	7.0000 – 16.6000
15 Years	17.59	17.59	14.0000 – 17.5900

*Disclaimer: This content is prepared from information received by the Commission through third-party reports. The range of prices by tenor and range of yields by tenor are based on dealer submissions. The content is indicative and intended for informational purposes only and shall not in any way be deemed to be investment advice, guidance or recommendation of the SEC. Users are responsible for making investment decisions and are advised to obtain independent professional advice before acting on or using this information.

GRZ Bonds Secondary Market Trade Summary Report

ISIN Code	Coupon Rate	Issue Date	Maturity Date	Trade Date/ Valuation Date	Years To Maturity	Nominal Value	Market Value	Min Trade Price	Max Trade Price	Min Yield	Max Yield
ZM1000005257	14	03/05/2022	03/05/2037	27/02/2026	11	K344,000.00	K302,249.11	87.86	87.86	17.40	17.40
ZM1000005661	10	04/03/2023	04/03/2026	27/02/2026	0	K2,535,000.00	K2,629,454.03	103.73	103.73	13.00	13.00
ZM1000006909	20.25	16/02/2025	16/02/2030	27/02/2026	3	K17,000,000.00	K20,102,542.44	117.53	117.53	14.00	14.00
ZM1000007634	16	16/02/2026	16/02/2033	25/02/2026	7	K40,000,000.00	K40,683,636.71	101.71	101.71	15.70	15.70
ZM1000007659	17.59	16/02/2026	16/02/2041	16/02/2026	15	K50,000,000.00	K51,564,304.79	102.60	102.60	17.10	17.10
ZM1000007147	16.5	23/06/2025	23/06/2030	27/02/2026	4	K200,000.00	K203,150.61	101.58	101.58	17.00	17.00
ZM1000004672	13	25/01/2021	25/01/2031	24/02/2026	4	K81,143,000.00	K76,142,015.74	93.84	93.84	14.35	14.35
ZM1000004672	13	25/01/2021	25/01/2031	25/01/2021	10	K81,143,000.00	K76,142,015.74	92.70	92.70	15.15	15.15
ZM1000006065	14	26/12/2023	26/12/2038	24/02/2026	12	K212,000.00	K199,280.08	94.00	94.00	15.52	15.52
ZM1000007410	18.99	27/10/2025	27/10/2040	27/02/2026	14	K3,420,000.00	K3,999,661.61	116.95	116.95	17.00	17.00
ZM1000006024	13	27/11/2023	27/11/2033	27/02/2026	7	K143,000.00	K124,994.55	83.99	83.99	16.75	16.75

Disclaimer: This content is prepared from information received by the Commission through third-party reports. The content is indicative and intended for informational purposes only and shall not in any way be deemed to be investment advice, guidance or recommendation of the SEC. Users are responsible for making investment decisions and are advised to obtain independent professional advice before acting on or using this information.