



SECURITIES AND EXCHANGE COMMISSION
Protecting Investors in the Capital Markets

Date

Thursday, 26 February 2026

K907.0M

Total Nominal Value

K1.0bn

Total Market Value

32

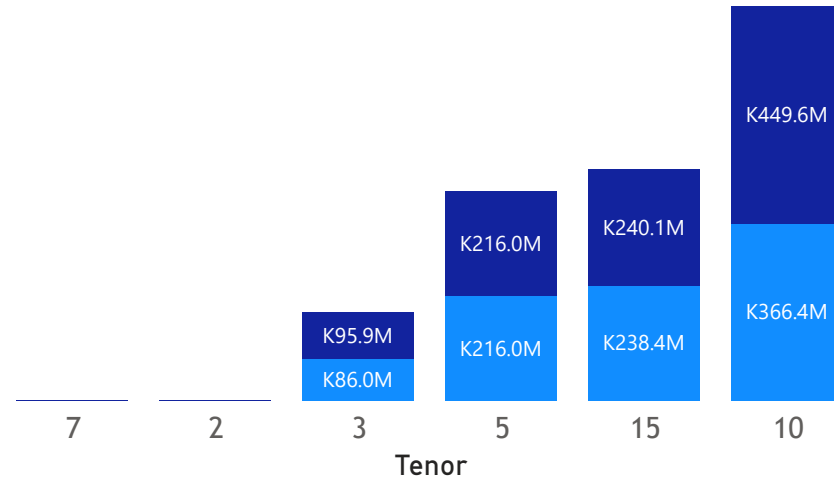
Number of Trades

GRZ Bonds Secondary Market Trade Summary Report

Consideration and Nominal Value

● Nominal Value ● Market Value

Nominal Value and Market Value



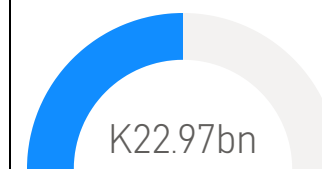
Range of Trade Prices (ZMW)*

| Tenor | Min | Max |
|-------|--------|--------|
| 2 | 100.55 | 100.55 |
| 3 | 107.97 | 111.53 |
| 5 | 93.50 | 118.46 |
| 7 | 96.99 | 96.99 |
| 10 | 85.29 | 165.19 |
| 15 | 83.66 | 100.76 |

Range of Yields Rates*

| Tenor | Min | Max |
|-------|-------|-------|
| 2 | 15.06 | 15.06 |
| 3 | 14.80 | 14.80 |
| 5 | 12.90 | 14.75 |
| 7 | 20.68 | 20.68 |
| 10 | 14.00 | 16.50 |
| 15 | 13.00 | 17.60 |

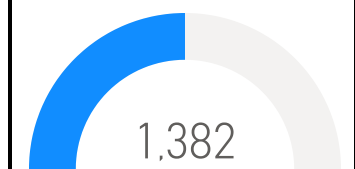
Market Value YTD



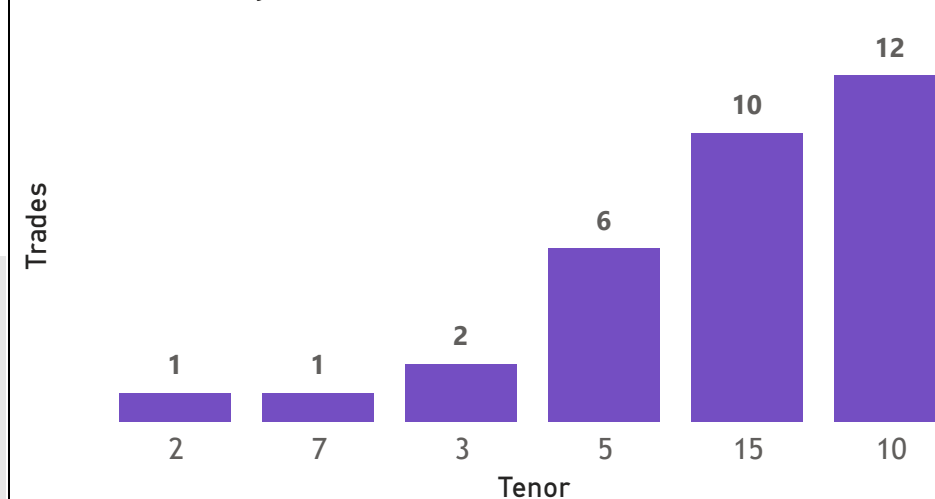
Nominal Value YTD



YTD trades



No. of Trades by Tenor



Primary Market February 2025 Auction

| Tenor | Cut- Off Yield Rate | Coupon Rates | Range of Successful Yield Rates |
|----------|---------------------|--------------|---------------------------------|
| 2 Years | 14.50 | 14.50 | 13.0000 – 14.5000 |
| 3 Years | 14.90 | 14.90 | 12.5000 – 14.9000 |
| 5 Years | 14.98 | 14.98 | 10.0000 – 14.9800 |
| 7 Years | 16.00 | 16.00 | 10.0000 – 16.0000 |
| 10 Years | 16.60 | 16.60 | 7.0000 – 16.6000 |
| 15 Years | 17.59 | 17.59 | 14.0000 – 17.5900 |

*Disclaimer: This content is prepared from information received by the Commission through third-party reports. The range of prices by tenor and range of yields by tenor are based on dealer submissions. The content is indicative and intended for informational purposes only and shall not in any way be deemed to be investment advice, guidance or recommendation of the SEC. Users are responsible for making investment decisions and are advised to obtain independent professional advice before acting on or using this information.

GRZ Bonds Secondary Market Trade Summary Report

| ISIN Code | Coupon Rate | Issue Date | Maturity Date | Trade Date/ Valuation Date | Years To Maturity | Nominal Value | Market Value | Min Trade Price | Max Trade Price | Min Yield | Max Yield |
|--------------|-------------|------------|---------------|----------------------------|-------------------|-----------------|-----------------|-----------------|-----------------|-----------|-----------|
| ZM1000006560 | 26.75 | 02/09/2024 | 02/09/2034 | 24/02/2026 | 8 | K100,000,000.00 | K165,193,817.80 | 165.19 | 165.19 | 15.50 | 15.50 |
| ZM1000006560 | 26.75 | 02/09/2024 | 02/09/2034 | 25/02/2026 | 8 | K20,000,000.00 | K33,038,763.56 | 165.19 | 165.19 | 15.50 | 15.50 |
| ZM1000005257 | 14 | 03/05/2022 | 03/05/2037 | 26/02/2026 | 11 | K344,000.00 | K302,110.98 | 87.82 | 87.82 | 17.40 | 17.40 |
| ZM1000005703 | 14 | 04/03/2023 | 04/03/2026 | 26/02/2026 | 0 | K344,000.00 | K301,860.00 | 87.75 | 87.75 | 17.60 | 17.60 |
| ZM1000005695 | 13 | 04/03/2023 | 04/03/2033 | 26/02/2026 | 7 | K1,070,000.00 | K972,224.65 | 85.63 | 85.63 | 16.50 | 16.50 |
| ZM1000007642 | 16.6 | 16/02/2026 | 16/02/2036 | 26/02/2026 | 10 | K70,000,000.00 | K73,557,884.25 | 104.18 | 104.69 | 15.65 | 15.75 |
| ZM1000007659 | 17.59 | 16/02/2026 | 16/02/2041 | 16/02/2026 | 15 | K114,108,000.00 | K114,811,571.16 | 100.52 | 100.62 | 17.49 | 17.49 |
| ZM1000001512 | 14 | 22/08/2011 | 18/08/2026 | 26/02/2026 | 0 | K120,000,000.00 | K121,603,120.00 | 100.67 | 100.76 | 13.00 | 13.00 |
| ZM1000007246 | 15.5 | 18/08/2025 | 18/08/2027 | 26/02/2026 | 1 | K100,000.00 | K100,890.10 | 100.55 | 100.55 | 15.06 | 15.06 |
| ZM1000003351 | 13 | 18/12/2017 | 18/12/2027 | 26/02/2026 | 1 | K172,126,000.00 | K173,917,343.58 | 101.05 | 101.05 | 14.00 | 14.00 |
| ZM1000005166 | 14 | 21/02/2022 | 21/02/2037 | 26/02/2026 | 11 | K55,471.00 | K49,999.68 | 89.79 | 89.79 | 16.00 | 16.00 |
| ZM1000007204 | 18 | 21/07/2025 | 21/07/2030 | 26/02/2026 | 4 | K1,001,750.00 | K1,186,652.44 | 118.46 | 118.46 | 12.90 | 12.90 |
| ZM1000005901 | 13 | 21/08/2023 | 21/08/2033 | 26/02/2026 | 7 | K1,234,872.00 | K1,055,416.70 | 85.29 | 85.29 | 16.49 | 16.49 |
| ZM1000005919 | 14 | 21/08/2023 | 21/08/2038 | 26/02/2026 | 12 | K120,800.00 | K102,481.64 | 84.76 | 84.76 | 17.00 | 17.00 |
| ZM1000006776 | 20 | 23/12/2024 | 23/12/2027 | 23/12/2024 | 3 | K43,000,000.00 | K47,957,015.85 | 107.97 | 107.97 | 14.80 | 14.80 |
| ZM1000006776 | 20 | 23/12/2024 | 23/12/2027 | 24/02/2026 | 1 | K43,000,000.00 | K47,957,015.85 | 111.53 | 111.53 | 14.80 | 14.80 |
| ZM1000004672 | 13 | 25/01/2021 | 25/01/2031 | 26/02/2026 | 4 | K2,000,000.00 | K1,855,136.85 | 91.58 | 91.58 | 15.50 | 15.50 |
| ZM1000007568 | 16.1 | 26/01/2026 | 26/01/2031 | 26/02/2026 | 4 | K50,000,000.00 | K53,070,172.60 | 106.14 | 106.14 | 14.75 | 14.75 |
| ZM1000005794 | 11 | 26/06/2023 | 26/06/2028 | 19/02/2026 | 2 | K28,670,000.00 | K27,324,637.08 | 95.31 | 95.31 | 14.35 | 14.35 |
| ZM1000005794 | 11 | 26/06/2023 | 26/06/2028 | 26/06/2023 | 5 | K28,670,000.00 | K27,324,637.08 | 93.50 | 93.50 | 14.35 | 14.35 |
| ZM1000006065 | 14 | 26/12/2023 | 26/12/2038 | 26/02/2026 | 12 | K3,442,000.00 | K2,966,604.97 | 83.66 | 83.66 | 17.18 | 17.18 |
| ZM1000007097 | 18.49 | 27/05/2025 | 27/05/2032 | 26/02/2026 | 6 | K60,000.00 | K58,192.86 | 96.99 | 96.99 | 20.68 | 20.68 |

Disclaimer: This content is prepared from information received by the Commission through third-party reports. The content is indicative and intended for informational purposes only and shall not in any way be deemed to be investment advice, guidance or recommendation of the SEC. Users are responsible for making investment decisions and are advised to obtain independent professional advice before acting on or using this information.