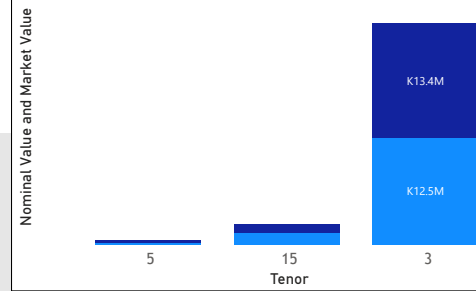


Date  
Friday, 13 February 2026

# GRZ Bonds Secondary Market Trade Summary Report

## Consideration and Nominal Value

● Nominal Value ● Market Value



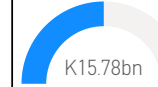
## Range of Trade Prices (ZMW)\*

Tenor	Min	Max
3	104.07	104.07
5	111.58	116.66
15	76.70	76.70

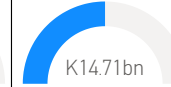
## Range of Yields Rates\*

Tenor	Min	Max
3	14.50	14.50
5	17.04	17.04
15	19.00	19.00

## Market Value YTD



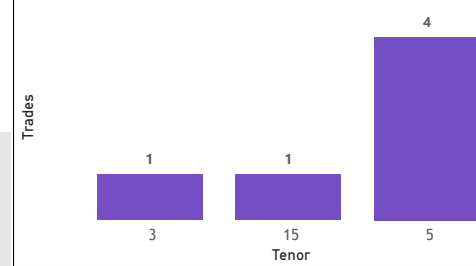
## Nominal Value YTD



## YTD trades



## No. of Trades by Tenor



## Primary Market December 2025 Auction

Tenor	Cut- Off Yield Rate	Coupon Rates	Range of Successful Yield Rates
2 Years	14.90	14.90	10.0000-14.9000
3 Years	15.79	15.79	10.0000-15.7900
5 Years	16.10	16.10	0.2500-16.1000
7 Years	16.85	16.85	15.4500-16.8500
10 Years	17.19	17.19	15.5000-17.1900
15 Years	18.79	18.79	0.1900-18.7900

**K14.0M**

Total Nominal Value

**K14.7M**

Total Market Value

**6**

Number of Trades

\*Disclaimer: This content is prepared from information received by the Commission through third-party reports. The range of prices by tenor and range of yields by tenor are based on dealer submissions. The content is indicative and intended for informational purposes only and shall not in any way be deemed to be investment advice, guidance or recommendation of the SEC. Users are responsible for making investment decisions and are advised to obtain independent professional advice before acting on or using this information.

# GRZ Bonds Secondary Market Trade Summary Report

ISIN Code	Coupon Rate	Issue Date	Maturity Date	Trade Date/ Valuation Date	Years To Maturity	Nominal Value	Market Value	Min Trade Price	Max Trade Price	Min Yield	Max Yield
ZM1000006214	22	02/04/2024	02/04/2029	13/02/2026	3	K50,000.00	K59,827.70	111.58	111.58	17.04	17.04
ZM1000006545	23.5	02/09/2024	02/09/2029	13/02/2026	3	K50,000.00	K63,611.25	116.66	116.66	17.04	17.04
ZM1000006487	22.5	22/07/2024	22/07/2029	13/02/2026	3	K50,000.00	K57,548.65	113.74	113.74	17.04	17.04
ZM1000007436	16	24/11/2025	24/11/2028	24/11/2025	3	K12,500,000.00	K13,447,143.66	104.07	104.07	14.50	14.50
ZM1000005521	14	28/11/2022	28/11/2037	13/02/2026	11	K1,300,000.00	K1,035,469.50	76.70	76.70	19.00	19.00
ZM1000006271	22	30/04/2024	30/04/2029	13/02/2026	3	K50,000.00	K59,083.50	111.78	111.78	17.04	17.04

Disclaimer: This content is prepared from information received by the Commission through third-party reports. The content is indicative and intended for informational purposes only and shall not in any way be deemed to be investment advice, guidance or recommendation of the SEC. Users are responsible for making investment decisions and are advised to obtain independent professional advice before acting on or using this information.