

Date

Thursday, 12 February 2026

**K3.3M**

Total Nominal Value

**K3.1M**

Total Market Value

**8**

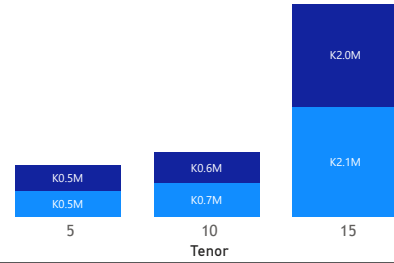
Number of Trades

# GRZ Bonds Secondary Market Trade Summary Report

## Consideration and Nominal Value

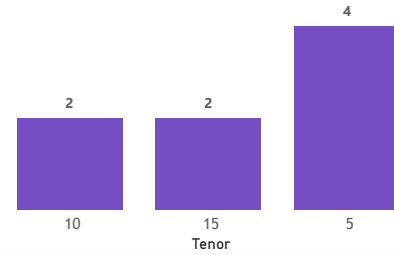
● Nominal Value ● Market Value

Nominal Value and Market Value



## No. of Trades by Tenor

Trades



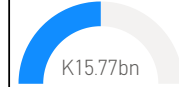
## Range of Trade Prices (ZMW)\*

Tenor	Min	Max
5	93.40	103.70
10	90.72	92.33
15	93.02	93.02

## Range of Yields Rates\*

Tenor	Min	Max
5	18.00	21.00
10	15.60	15.60
15	15.40	15.40

## Market Value YTD



## Nominal Value YTD



## YTD trades



## Primary Market December 2025 Auction

Tenor	Cut- Off Yield Rate	Coupon Rates	Range of Successful Yield Rates
2 Years	14.90	14.90	10.0000-14.9000
3 Years	15.79	15.79	10.0000-15.7900
5 Years	16.10	16.10	0.2500-16.1000
7 Years	16.85	16.85	15.4500-16.8500
10 Years	17.19	17.19	15.5000-17.1900
15 Years	18.79	18.79	0.1900-18.7900

\*Disclaimer: This content is prepared from information received by the Commission through third-party reports. The range of prices by tenor and range of yields by tenor are based on dealer submissions. The content is indicative and intended for informational purposes only and shall not in any way be deemed to be investment advice, guidance or recommendation of the SEC. Users are responsible for making investment decisions and are advised to obtain independent professional advice before acting on or using this information.

# GRZ Bonds Secondary Market Trade Summary Report

ISIN Code	Coupon Rate	Issue Date	Maturity Date	Trade Date/ Valuation Date	Years To Maturity	Nominal Value	Market Value	Min Trade Price	Max Trade Price	Min Yield	Max Yield
ZM1000006966	19.2	17/03/2025	17/03/2030	02/12/2026	3	K15,000.00	K15,438.84	102.93	102.93	21.00	21.00
ZM1000005851	14	24/07/2023	24/07/2038	02/12/2026	11	K2,148,594.00	K1,999,999.88	93.02	93.02	15.40	15.40
ZM1000007444	16.49	24/11/2025	24/11/2030	02/12/2026	3	K450,000.00	K444,670.41	98.82	98.82	18.00	18.00
ZM1000006727	20.74	25/11/2024	25/11/2029	02/12/2026	2	K20,000.00	K20,740.91	103.70	103.70	21.00	21.00
ZM1000007022	16.8	28/04/2025	28/04/2030	02/12/2026	3	K15,000.00	K14,010.37	93.40	93.40	21.00	21.00
ZM1000004854	13	28/06/2021	28/06/2031	02/12/2026	4	K325,925.00	K301,019.95	92.33	92.33	15.60	15.60
ZM1000004854	13	28/06/2021	28/06/2031	12/02/2026	5	K325,925.00	K301,019.95	90.72	90.72	15.60	15.60

Disclaimer: This content is prepared from information received by the Commission through third-party reports. The content is indicative and intended for informational purposes only and shall not in any way be deemed to be investment advice, guidance or recommendation of the SEC. Users are responsible for making investment decisions and are advised to obtain independent professional advice before acting on or using this information.