



SECURITIES AND EXCHANGE COMMISSION
Protecting Investors in the Capital Markets

Date

< Thursday, 5 March 2026 >

K1.6bn

Total Nominal Value

K1.6bn

Total Market Value

72

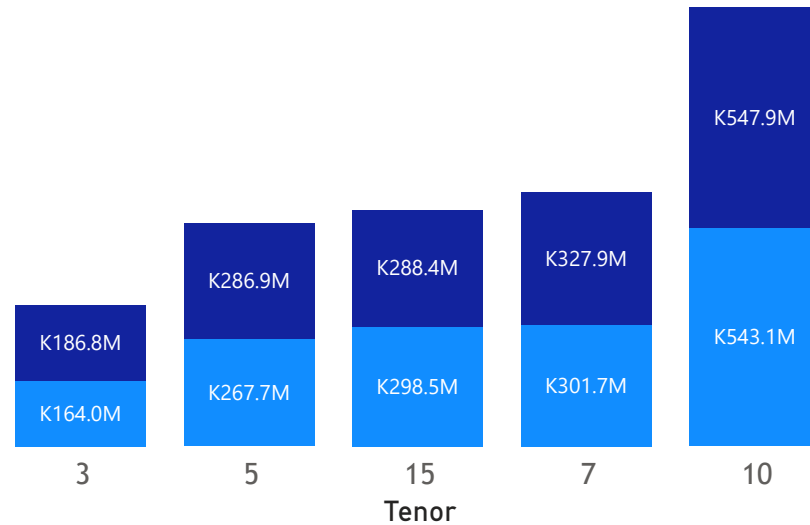
Number of Trades

GRZ Bonds Secondary Market Trade Summary Report

Consideration and Nominal Value

● Nominal Value ● Market Value

Nominal Value and Market Value



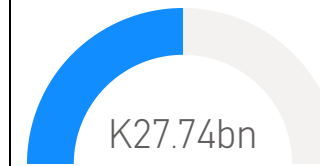
Range of Trade Prices (ZMW)*

Tenor	Min	Max
3	110.05	110.05
5	99.55	118.65
7	92.10	113.16
10	93.53	107.28
15	80.74	158.39

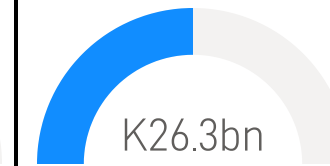
Range of Yields Rates*

Tenor	Min	Max
3	13.50	13.50
5	12.25	14.60
7	13.20	17.20
10	13.90	16.20
15	16.20	18.00

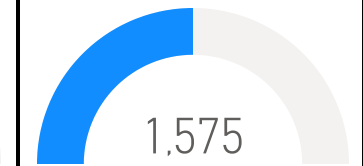
Market Value YTD



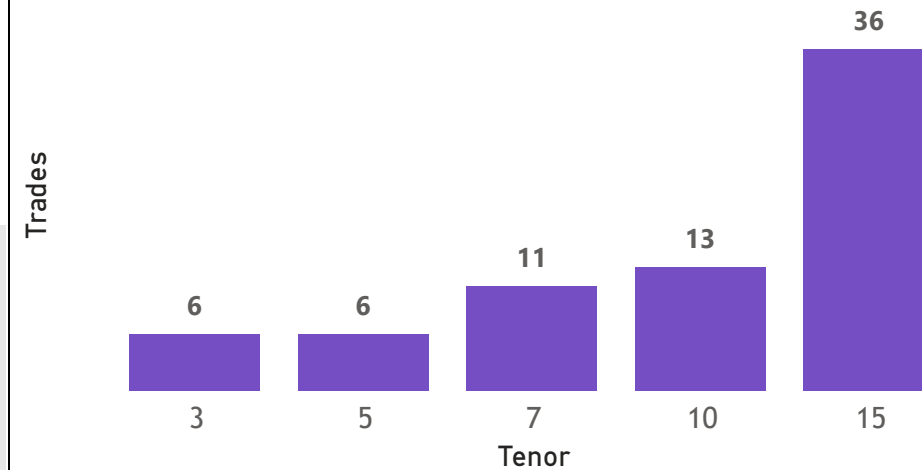
Nominal Value YTD



YTD trades



No. of Trades by Tenor



Primary Market February 2025 Auction

Tenor	Cut- Off Yield Rate	Coupon Rates	Range of Successful Yield Rates
2 Years	14.50	14.50	13.0000 – 14.5000
3 Years	14.90	14.90	12.5000 – 14.9000
5 Years	14.98	14.98	10.0000 – 14.9800
7 Years	16.00	16.00	10.0000 – 16.0000
10 Years	16.60	16.60	7.0000 – 16.6000
15 Years	17.59	17.59	14.0000 – 17.5900

*Disclaimer: This content is prepared from information received by the Commission through third-party reports. The range of prices by tenor and range of yields by tenor are based on dealer submissions. The content is indicative and intended for informational purposes only and shall not in any way be deemed to be investment advice, guidance or recommendation of the SEC. Users are responsible for making investment decisions and are advised to obtain independent professional advice before acting on or using this information.

GRZ Bonds Secondary Market Trade Summary Report

ISIN Code	Coupon Rate	Issue Date	Maturity Date	Trade Date/ Valuation Date	Years To Maturity	Nominal Value	Market Value	Min Trade Price	Max Trade Price	Min Yield	Max Yield
ZM1000007642	16.6	16/02/2026	16/02/2036	03/05/2026	9	K154,000,000.00	K159,244,543.84	103.41	103.41	16.10	16.10
ZM1000007642	16.6	16/02/2026	16/02/2036	05/03/2026	9	K25,000,000.00	K25,727,561.99	101.91	101.91	16.20	16.20
ZM1000006933	22.8	16/02/2025	16/02/2040	02/03/2026	14	K5,027,000.00	K6,614,700.13	131.58	131.58	17.00	17.00
ZM1000007659	17.59	16/02/2026	16/02/2041	03/05/2026	14	K54,727,844.00	K56,373,129.79	101.50	104.28	16.95	17.50
ZM1000007659	17.59	16/02/2026	16/02/2041	05/03/2026	15	K25,000,000.00	K25,373,129.80	100.43	100.43	17.50	17.50
ZM1000007659	17.59	16/02/2026	16/02/2041	16/06/2026	14	K40,000,000.00	K40,503,784.10	100.44	100.44	17.50	17.50
ZM1000007261	18	18/08/2025	18/08/2030	03/05/2026	4	K842,858.00	K999,998.98	118.65	118.65	12.62	12.62
ZM1000003351	13	18/12/2017	18/12/2027	03/05/2026	1	K89,063,000.00	K90,492,013.39	101.61	101.61	13.90	13.90
ZM1000005919	14	21/08/2023	21/08/2038	03/05/2026	12	K21,237,488.00	K17,880,871.08	80.74	84.34	17.20	18.00
ZM1000005919	14	21/08/2023	21/08/2038	05/03/2026	12	K41,420,000.00	K35,765,261.73	83.75	88.31	16.20	17.20
ZM1000005919	14	21/08/2023	21/08/2038	21/08/2023	15	K50,000,000.00	K42,775,636.99	85.09	85.09	16.90	16.90
ZM1000005919	14	21/08/2023	21/08/2038	27/02/2026	12	K7,140,000.00	K6,338,257.82	88.77	88.77	16.20	16.20
ZM1000007501	16.49	22/12/2025	22/12/2030	03/05/2026	4	K175,990,142.00	K193,470,054.27	109.86	109.86	14.60	14.60
ZM1000007519	16.95	22/12/2025	22/12/2032	22/12/2025	7	K51,000,000.00	K57,709,673.88	109.86	109.86	14.60	14.60
ZM1000007519	16.95	22/12/2025	22/12/2032	27/02/2026	6	K51,000,000.00	K57,709,673.88	113.16	113.16	14.60	14.60
ZM1000007147	16.5	23/06/2025	23/06/2030	03/05/2026	4	K862,402.00	K999,998.74	115.96	115.96	12.62	12.62
ZM1000006776	20	23/12/2024	23/12/2027	23/12/2024	3	K164,000,000.00	K186,777,822.96	110.05	110.05	13.50	13.50
ZM1000005851	14	24/07/2023	24/07/2038	02/03/2026	12	K38,175,000.00	K32,558,139.14	85.29	85.29	17.20	17.20
ZM1000004672	13	25/01/2021	25/01/2031	03/03/2026	4	K150,000,000.00	K141,371,011.64	94.18	94.26	15.10	15.13
ZM1000004672	13	25/01/2021	25/01/2031	05/03/2026	4	K25,000,000.00	K23,773,618.34	93.53	93.53	15.00	15.00
ZM1000007576	16.85	26/01/2026	26/01/2033	03/05/2026	6	K80,000,000.00	K84,992,454.80	106.25	106.25	15.80	15.80
ZM1000007576	16.85	26/01/2026	26/01/2033	27/02/2026	6	K100,000,000.00	K107,822,246.58	107.82	107.82	15.38	15.38

Disclaimer: This content is prepared from information received by the Commission through third-party reports. The content is indicative and intended for informational purposes only and shall not in any way be deemed to be investment advice, guidance or recommendation of the SEC. Users are responsible for making investment decisions and are advised to obtain independent professional advice before acting on or using this information.