

Date

Thursday, 5 February 2026

K210.2M

Total Nominal Value

K238.2M

Total Market Value

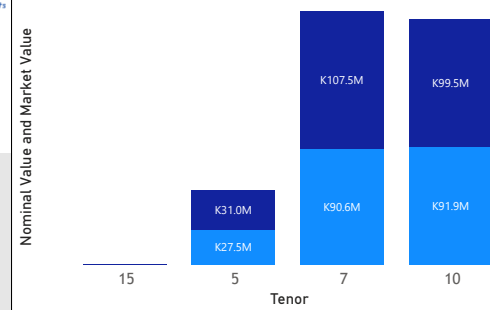
21

Number of Trades

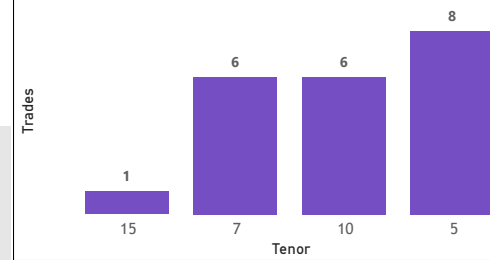
GRZ Bonds Secondary Market Trade Summary Report

Consideration and Nominal Value

● Nominal Value ● Market Value



No. of Trades by Tenor



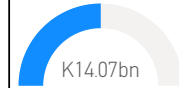
Range of Trade Prices (ZMW)*

Tenor	Min	Max
5	89.15	113.68
7	94.51	110.27
10	86.41	112.56
15	92.95	92.95

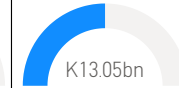
Range of Yields Rates*

Tenor	Min	Max
5	14.50	21.00
7	16.00	21.60
10	15.20	21.00
15	16.00	16.00

Market Value YTD



Nominal Value YTD



YTD trades



Primary Market December 2025 Auction

Tenor	Cut- Off Yield Rate	Coupon Rates	Range of Successful Yield Rates
2 Years	14.90	14.90	10.0000-14.9000
3 Years	15.79	15.79	10.0000-15.7900
5 Years	16.10	16.10	0.2500-16.1000
7 Years	16.85	16.85	15.4500-16.8500
10 Years	17.19	17.19	15.5000-17.1900
15 Years	18.79	18.79	0.1900-18.7900

*Disclaimer: This content is prepared from information received by the Commission through third-party reports. The range of prices by tenor and range of yields by tenor are based on dealer submissions. The content is indicative and intended for informational purposes only and shall not in any way be deemed to be investment advice, guidance or recommendation of the SEC. Users are responsible for making investment decisions and are advised to obtain independent professional advice before acting on or using this information.



GRZ Bonds Secondary Market Trade Summary Report

ISIN Code	Coupon Rate	Issue Date	Maturity Date	Trade Date/ Valuation Date	Years To Maturity	Nominal Value	Market Value	Min Trade Price	Max Trade Price	Min Yield	Max Yield
ZM1000005695	13	04/03/2023	04/03/2033	02/02/2026	7	K1,187,000.00	K1,025,701.59	86.41	86.41	17.50	17.50
ZM1000007279	18.49	18/08/2025	18/08/2032	05/02/2026	6	K90,000,000.00	K106,885,216.65	109.63	110.27	16.00	16.05
ZM1000007287	19	18/08/2025	18/08/2035	18/08/2025	10	K50,000,000.00	K60,731,334.93	112.56	112.56	16.35	16.35
ZM1000005430	11	19/09/2022	19/09/2027	09/02/2026	1	K111,400.00	K109,997.91	94.43	94.43	15.00	15.00
ZM1000004730	12	22/03/2021	22/03/2028	02/05/2026	1	K542,426.00	K519,899.64	95.86	95.86	17.00	17.00
ZM1000007501	16.49	22/12/2025	22/12/2030	02/05/2026	4	K551,406.00	K600,000.82	108.82	108.82	14.50	14.50
ZM1000004672	13	25/01/2021	25/01/2031	03/02/2026	4	K32,680,000.00	K30,356,380.38	92.89	92.89	15.20	15.20
ZM1000006008	11	27/11/2023	27/11/2028	02/05/2026	2	K612,064.00	K545,428.14	89.15	89.15	17.00	17.00
ZM1000007022	16.8	28/04/2025	28/04/2030	02/05/2026	4	K85,000.00	K79,088.61	93.05	93.05	21.00	21.00
ZM1000007030	18.49	28/04/2025	28/04/2032	02/05/2026	6	K80,000.00	K75,605.60	94.51	94.51	21.60	21.60
ZM1000007048	19	28/04/2025	28/04/2035	02/04/2026	9	K5,000.00	K4,848.20	96.96	96.96	21.00	21.00
ZM1000004854	13	28/06/2021	28/06/2031	05/02/2026	5	K7,986,000.00	K7,396,387.50	91.05	91.05	15.50	15.50
ZM1000007329	18	29/09/2025	29/09/2030	03/02/2026	4	K26,100,000.00	K29,671,692.04	113.68	113.68	15.70	15.70
ZM1000005976	14	30/11/2023	30/11/2038	02/05/2026	12	K215,000.00	K199,841.00	92.95	92.95	16.00	16.00

Disclaimer: This content is prepared from information received by the Commission through third-party reports. The content is indicative and intended for informational purposes only and shall not in any way be deemed to be investment advice, guidance or recommendation of the SEC. Users are responsible for making investment decisions and are advised to obtain independent professional advice before acting on or using this information.