



**SECURITIES AND EXCHANGE COMMISSION**  
Protecting Investors in the Capital Markets

Date

< Wednesday, 4 March 2026 >

**K702.5M**

Total Nominal Value

**K741.2M**

Total Market Value

**35**

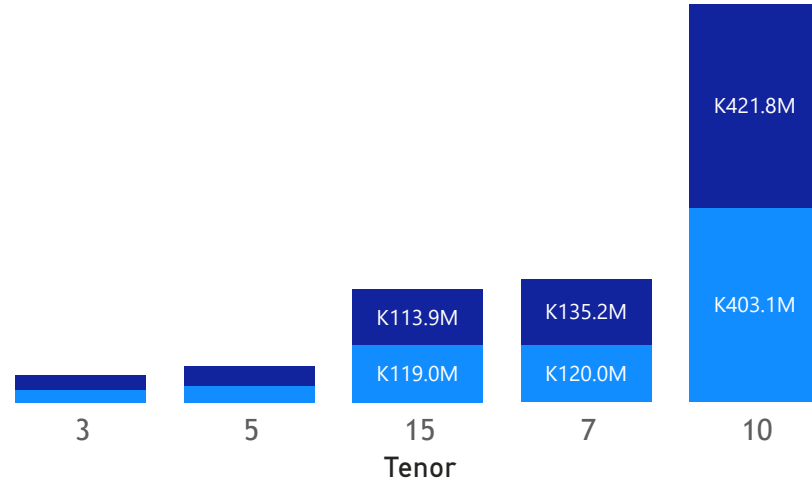
Number of Trades

# GRZ Bonds Secondary Market Trade Summary Report

## Consideration and Nominal Value

● Nominal Value ● Market Value

Nominal Value and Market Value



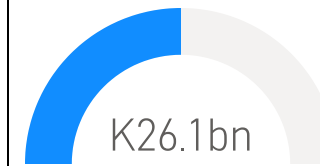
## Range of Trade Prices (ZMW)\*

Tenor	Min	Max
3	106.60	113.89
5	93.79	117.84
7	107.47	116.34
10	81.41	107.78
15	82.45	102.86

## Range of Yields Rates\*

Tenor	Min	Max
3	13.50	19.60
5	14.20	15.00
7	14.65	16.41
10	14.90	16.13
15	15.37	17.50

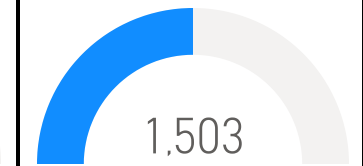
## Market Value YTD



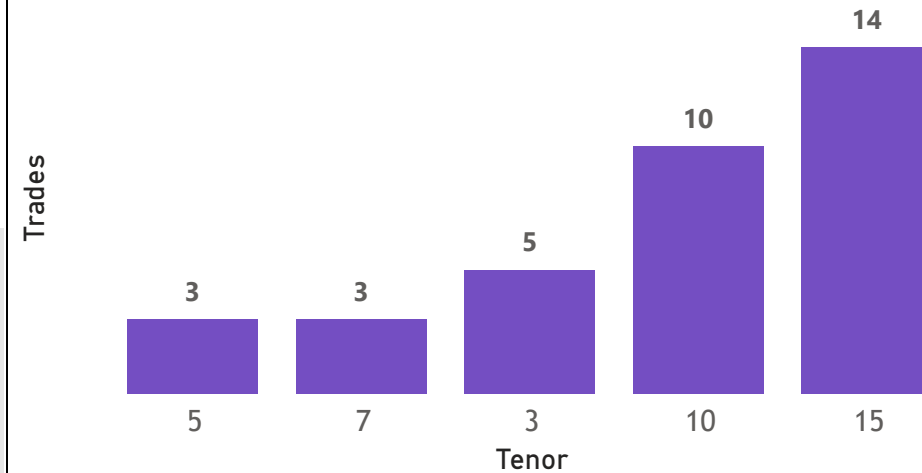
## Nominal Value YTD



## YTD trades



## No. of Trades by Tenor



## Primary Market February 2025 Auction

Tenor	Cut- Off Yield Rate	Coupon Rates	Range of Successful Yield Rates
2 Years	14.50	14.50	13.0000 – 14.5000
3 Years	14.90	14.90	12.5000 – 14.9000
5 Years	14.98	14.98	10.0000 – 14.9800
7 Years	16.00	16.00	10.0000 – 16.0000
10 Years	16.60	16.60	7.0000 – 16.6000
15 Years	17.59	17.59	140000 – 17.5900

\*Disclaimer: This content is prepared from information received by the Commission through third-party reports. The range of prices by tenor and range of yields by tenor are based on dealer submissions. The content is indicative and intended for informational purposes only and shall not in any way be deemed to be investment advice, guidance or recommendation of the SEC. Users are responsible for making investment decisions and are advised to obtain independent professional advice before acting on or using this information.

# GRZ Bonds Secondary Market Trade Summary Report

ISIN Code	Coupon Rate	Issue Date	Maturity Date	Trade Date/ Valuation Date	Years To Maturity	Nominal Value	Market Value	Min Trade Price	Max Trade Price	Min Yield	Max Yield
ZM1000006909	20.25	16/02/2025	16/02/2030	17/02/2025	5	K34,000,000.00	K40,347,423.20	117.84	117.84	14.20	14.20
ZM1000007642	16.6	16/02/2026	16/02/2036	02/03/2026	9	K100,000,000.00	K105,935,271.23	105.94	105.94	15.55	15.55
ZM1000007642	16.6	16/02/2026	16/02/2036	26/02/2026	10	K88,000,000.00	K92,796,784.76	105.17	105.68	15.59	15.69
ZM1000007659	17.59	16/02/2026	16/02/2041	02/03/2026	15	K30,000,000.00	K31,090,400.55	102.86	102.86	17.05	17.05
ZM1000007659	17.59	16/02/2026	16/02/2041	16/02/2026	15	K40,000,000.00	K41,344,267.40	102.59	102.59	17.10	17.10
ZM1000006958	18.45	17/03/2025	17/03/2028	03/04/2026	1	K50,000.00	K53,300.98	106.60	106.60	19.60	19.60
ZM1000007279	18.49	18/08/2025	18/08/2032	18/08/2025	7	K35,000,000.00	K40,719,436.78	115.68	115.68	14.65	14.65
ZM1000007279	18.49	18/08/2025	18/08/2032	27/02/2026	6	K35,000,000.00	K40,719,436.78	116.34	116.34	14.65	14.65
ZM1000005166	14	21/02/2022	21/02/2037	03/04/2026	10	K476,000.00	K414,563.78	87.03	87.03	16.70	16.70
ZM1000005919	14	21/08/2023	21/08/2038	27/02/2026	12	K2,152,000.00	K1,999,178.26	92.90	92.90	15.37	16.13
ZM1000006776	20	23/12/2024	23/12/2027	23/12/2024	3	K18,000,000.00	K20,500,004.96	110.05	110.05	13.50	13.50
ZM1000006776	20	23/12/2024	23/12/2027	27/02/2026	1	K8,000,000.00	K9,111,113.32	113.89	113.89	13.50	13.50
ZM1000005851	14	24/07/2023	24/07/2038	23/07/2023	15	K45,000,000.00	K37,775,380.68	82.45	82.45	17.50	17.50
ZM1000004672	13	25/01/2021	25/01/2031	02/03/2026	4	K20,000,000.00	K18,974,024.93	94.87	94.87	14.90	14.90
ZM1000004672	13	25/01/2021	25/01/2031	13/03/2025	5	K20,000,000.00	K18,974,024.93	81.41	81.41	16.13	16.13
ZM1000004672	13	25/01/2021	25/01/2031	25/01/2021	10	K25,000,000.00	K23,355,681.16	92.07	92.07	15.35	15.35
ZM1000007576	16.85	26/01/2026	26/01/2033	27/02/2026	6	K50,000,000.00	K53,737,441.10	107.47	107.47	16.41	16.41
ZM1000007584	17.19	26/01/2026	26/01/2036	03/04/2026	9	K150,000,000.00	K161,668,234.94	107.78	107.78	16.00	16.00
ZM1000006065	14	26/12/2023	26/12/2038	03/04/2026	12	K116,762.00	K100,000.44	85.66	85.66	17.33	17.33
ZM1000006065	14	26/12/2023	26/12/2038	27/02/2026	12	K1,264,000.00	K1,197,766.66	94.76	94.76	15.41	16.13
ZM1000005331	13	27/06/2022	27/06/2032	03/04/2026	6	K110,260.00	K100,009.14	90.64	90.64	16.00	16.00
ZM1000005554	11	27/12/2022	27/12/2027	04/03/2026	1	K300,000.00	K287,435.33	93.79	93.79	15.00	15.00

Disclaimer: This content is prepared from information received by the Commission through third-party reports. The content is indicative and intended for informational purposes only and shall not in any way be deemed to be investment advice, guidance or recommendation of the SEC. Users are responsible for making investment decisions and are advised to obtain independent professional advice before acting on or using this information.