



SECURITIES AND EXCHANGE COMMISSION
Protecting Investors in the Capital Markets

Date

< Tuesday, 3 March 2026 >

K1.2bn

Total Nominal Value

K1.2bn

Total Market Value

41

Number of Trades

GRZ Bonds Secondary Market Trade Summary Report

Consideration and Nominal Value

● Nominal Value ● Market Value

Nominal Value and Market Value




Range of Trade Prices (ZMW)*

Tenor	Min	Max
3	103.75	105.31
5	96.30	115.99
7	101.71	116.34
10	76.20	105.68
15	79.67	149.24


Range of Yields Rates*

Tenor	Min	Max
3	14.15	14.15
5	12.00	18.70
7	14.60	15.55
10	12.85	21.10
15	13.00	18.53

Market Value YTD



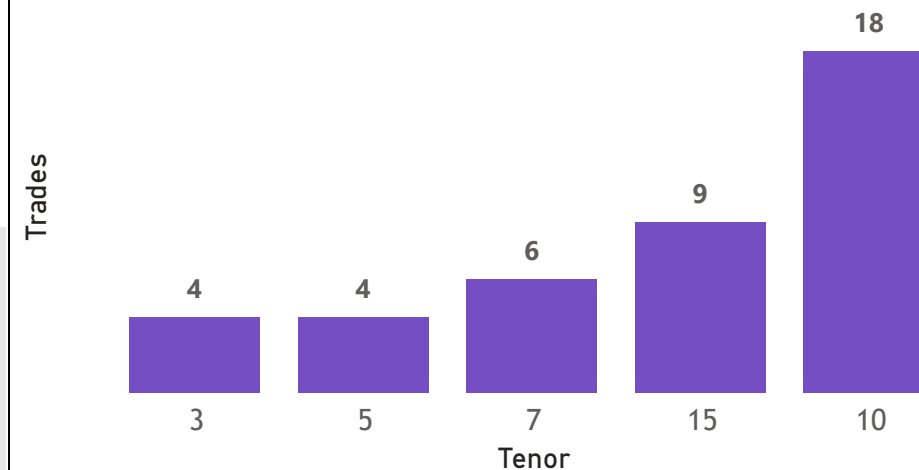
Nominal Value YTD



YTD trades



No. of Trades by Tenor



Primary Market February 2025 Auction

Tenor	Cut- Off Yield Rate	Coupon Rates	Range of Successful Yield Rates
2 Years	14.50	14.50	13.0000 – 14.5000
3 Years	14.90	14.90	12.5000 – 14.9000
5 Years	14.98	14.98	10.0000 – 14.9800
7 Years	16.00	16.00	10.0000 – 16.0000
10 Years	16.60	16.60	7.0000 – 16.6000
15 Years	17.59	17.59	14.0000 – 17.5900

*Disclaimer: This content is prepared from information received by the Commission through third-party reports. The range of prices by tenor and range of yields by tenor are based on dealer submissions. The content is indicative and intended for informational purposes only and shall not in any way be deemed to be investment advice, guidance or recommendation of the SEC. Users are responsible for making investment decisions and are advised to obtain independent professional advice before acting on or using this information.



GRZ Bonds Secondary Market Trade Summary Report

ISIN Code	Coupon Rate	Issue Date	Maturity Date	Trade Date/ Valuation Date	Years To Maturity	Nominal Value	Market Value	Min Trade Price	Max Trade Price	Min Yield	Max Yield
ZM1000005695	13	04/03/2023	04/03/2033	04/03/2026	7	K65,000.00	K49,529.34	76.20	76.20	21.10	21.10
ZM1000007634	16	16/02/2026	16/02/2033	24/02/2026	7	K65,000,000.00	K66,493,671.51	102.30	102.30	15.55	15.55
ZM1000007634	16	16/02/2026	16/02/2033	26/02/2026	6	K40,000,000.00	K40,683,636.71	101.71	101.71	15.15	15.15
ZM1000007642	16.6	16/02/2026	16/02/2036	16/02/2026	10	K10,000,000.00	K10,537,549.18	104.69	104.69	15.65	15.65
ZM1000007642	16.6	16/02/2026	16/02/2036	26/02/2026	10	K148,000,000.00	K155,817,119.83	104.86	105.68	15.59	15.75
ZM1000001512	14	22/08/2011	18/08/2026	22/08/2011	15	K104,685,000.00	K106,091,432.26	100.75	100.84	13.00	13.20
ZM1000007279	18.49	18/08/2025	18/08/2032	27/02/2026	6	K12,000,000.00	K13,960,949.76	116.34	116.34	14.65	14.65
ZM1000004979	13	20/09/2021	20/09/2031	04/03/2026	5	K97,550.00	K92,714.74	95.04	95.04	16.00	16.00
ZM1000004979	13	20/09/2021	20/09/2031	27/02/2026	5	K6,186,000.00	K5,795,786.88	93.69	93.69	16.41	16.41
ZM1000005919	14	21/08/2023	21/08/2038	03/03/2026	12	K100,000,000.00	K85,551,273.98	85.49	85.49	16.90	16.90
ZM1000007501	16.49	22/12/2025	22/12/2030	04/03/2026	4	K100,000.00	K96,304.34	96.30	96.30	18.70	18.70
ZM1000007519	16.95	22/12/2025	22/12/2032	27/02/2026	6	K18,000,000.00	K20,368,120.20	113.16	113.16	14.60	14.60
ZM1000005224	14	23/03/2022	23/03/2037	03/03/2026	11	K394,870.00	K360,000.00	91.23	91.23	17.05	17.05
ZM1000007147	16.5	23/06/2025	23/06/2030	03/03/2026	4	K775,952.00	K899,999.68	115.99	115.99	12.60	12.60
ZM1000005851	14	24/07/2023	24/07/2038	26/02/2026	12	K332,000.00	K264,521.12	79.68	79.68	18.53	18.53
ZM1000004672	13	25/01/2021	25/01/2031	03/03/2026	4	K365,884,000.00	K344,950,103.15	92.87	94.43	15.05	15.13
ZM1000007550	15.79	26/01/2026	26/01/2029	26/01/2026	3	K185,000,000.00	K194,827,514.24	103.75	103.75	14.15	14.15
ZM1000007550	15.79	26/01/2026	26/01/2029	27/02/2026	2	K15,000,000.00	K15,796,825.48	105.31	105.31	14.15	14.15
ZM1000004839	11	28/06/2021	28/06/2026	03/03/2026	0	K90,000,000.00	K91,408,485.60	99.55	99.55	12.00	12.00
ZM1000002999	13	29/08/2016	29/08/2026	02/03/2026	0	K3,264,000.00	K3,269,540.62	100.17	100.17	12.85	12.85
ZM1000002999	13	29/08/2016	29/08/2026	29/08/2016	10	K3,264,000.00	K3,269,540.62	100.06	100.06	12.85	12.85
ZM1000006305	26.5	30/04/2024	30/04/2039	03/03/2026	13	K10,000,000.00	K15,838,524.52	149.24	149.24	17.00	17.00

Disclaimer: This content is prepared from information received by the Commission through third-party reports. The content is indicative and intended for informational purposes only and shall not in any way be deemed to be investment advice, guidance or recommendation of the SEC. Users are responsible for making investment decisions and are advised to obtain independent professional advice before acting on or using this information.