



SECURITIES AND EXCHANGE COMMISSION
Protecting Investors in the Capital Markets

Date

< Monday, 2 March 2026 >

K923.3M

Total Nominal Value

K941.5M

Total Market Value

33

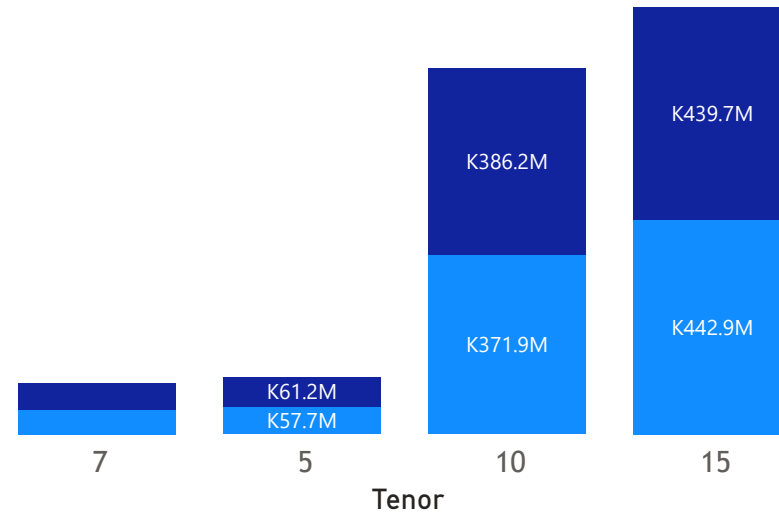
Number of Trades

GRZ Bonds Secondary Market Trade Summary Report

Consideration and Nominal Value

● Nominal Value ● Market Value

Nominal Value and Market Value



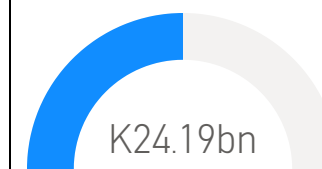
Range of Trade Prices (ZMW)*

Tenor	Min	Max
5	98.88	117.53
7	99.20	127.05
10	92.55	137.01
15	88.57	102.86

Range of Yields Rates*

Tenor	Min	Max
5	14.30	20.00
7	14.50	16.00
10	14.00	17.00
15	14.35	22.50

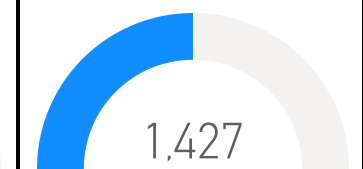
Market Value YTD



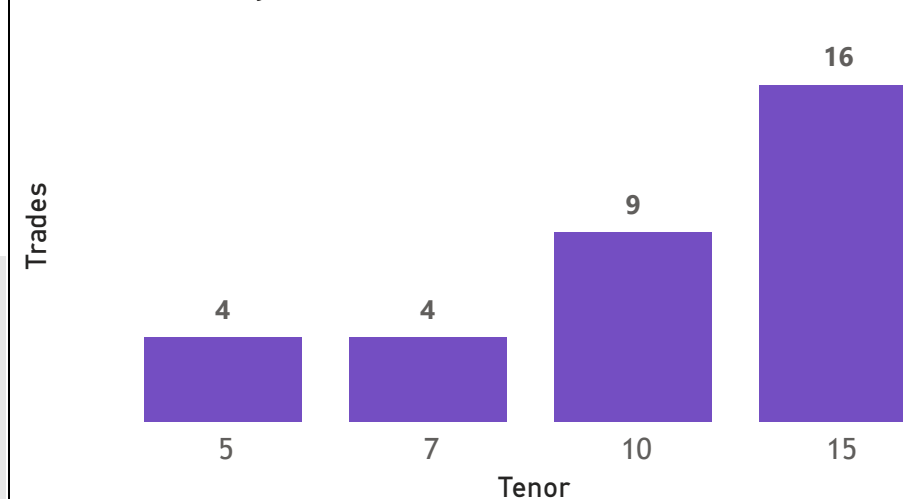
Nominal Value YTD



YTD trades



No. of Trades by Tenor



Primary Market February 2025 Auction

Tenor	Cut- Off Yield Rate	Coupon Rates	Range of Successful Yield Rates
2 Years	14.50	14.50	13.0000 – 14.5000
3 Years	14.90	14.90	12.5000 – 14.9000
5 Years	14.98	14.98	10.0000 – 14.9800
7 Years	16.00	16.00	10.0000 – 16.0000
10 Years	16.60	16.60	7.0000 – 16.6000
15 Years	17.59	17.59	14.0000 – 17.5900

*Disclaimer: This content is prepared from information received by the Commission through third-party reports. The range of prices by tenor and range of yields by tenor are based on dealer submissions. The content is indicative and intended for informational purposes only and shall not in any way be deemed to be investment advice, guidance or recommendation of the SEC. Users are responsible for making investment decisions and are advised to obtain independent professional advice before acting on or using this information.

GRZ Bonds Secondary Market Trade Summary Report

ISIN Code	Coupon Rate	Issue Date	Maturity Date	Trade Date/ Valuation Date	Years To Maturity	Nominal Value	Market Value	Min Trade Price	Max Trade Price	Min Yield	Max Yield
ZM1000004383	14	01/06/2020	01/06/2035	25/02/2026	9	K74,000.00	K65,541.66	88.57	88.57	17.27	17.27
ZM1000006628	25.75	01/10/2024	01/10/2034	02/03/2026	8	K24,000.00	K35,507.07	137.01	137.01	17.00	17.00
ZM1000005703	14	04/03/2023	04/03/2026	03/02/2026	0	K53,000.00	K53,109.62	100.21	100.21	15.00	15.00
ZM1000005737	14	05/02/2023	05/02/2038	03/02/2026	12	K100,000.00	K99,023.74	99.02	99.02	15.00	15.00
ZM1000006909	20.25	16/02/2025	16/02/2030	17/02/2025	5	K17,000,000.00	K20,102,539.59	117.53	117.53	14.30	14.30
ZM1000007642	16.6	16/02/2026	16/02/2036	02/03/2026	9	K30,000,000.00	K31,548,706.88	104.43	104.43	16.00	16.00
ZM1000007642	16.6	16/02/2026	16/02/2036	03/02/2026	10	K230,000,000.00	K243,419,253.83	105.16	105.94	15.55	15.70
ZM1000007659	17.59	16/02/2026	16/02/2041	02/03/2026	15	K30,000,000.00	K31,090,400.55	102.86	102.86	17.05	17.05
ZM1000007659	17.59	16/02/2026	16/02/2041	03/02/2026	15	K400,000.00	K398,236.34	99.56	99.56	17.80	17.80
ZM1000001512	14	22/08/2011	18/08/2026	22/08/2011	15	K104,685,000.00	K105,348,036.08	100.26	100.26	14.35	14.35
ZM1000001512	14	22/08/2011	18/08/2026	27/02/2026	0	K104,685,000.00	K105,348,036.08	100.63	100.63	14.35	14.35
ZM1000007295	20.2	18/08/2025	18/08/2040	03/02/2026	14	K40,000.00	K36,349.20	90.87	90.87	22.50	22.50
ZM1000003351	13	18/12/2017	18/12/2027	26/02/2026	1	K86,063,000.00	K86,958,671.79	101.04	101.04	14.00	14.00
ZM1000005463	14	19/09/2022	19/09/2037	03/02/2026	11	K147,000.00	K149,018.18	101.37	101.37	14.90	14.90
ZM1000004987	14	20/09/2021	20/09/2036	20/09/2021	15	K35,000,000.00	K34,323,784.18	91.82	91.82	15.60	15.60
ZM1000004987	14	20/09/2021	20/09/2036	26/02/2026	10	K35,000,000.00	K34,323,784.18	98.07	98.07	15.60	15.60
ZM1000006487	22.5	22/07/2024	22/07/2029	03/02/2026	3	K100,000.00	K108,267.91	108.27	108.27	20.00	20.00
ZM1000006495	24	22/07/2024	22/07/2031	02/03/2026	5	K15,000.00	K19,462.51	127.05	127.05	16.00	16.00
ZM1000002940	14	23/05/2016	23/05/2031	25/02/2026	5	K69,000.00	K65,505.12	94.93	94.93	16.58	16.58
ZM1000004672	13	25/01/2021	25/01/2031	02/03/2026	4	K25,000,000.00	K23,484,885.27	92.55	92.55	15.20	15.20
ZM1000004672	13	25/01/2021	25/01/2031	03/02/2026	4	K809,090.00	K759,141.56	93.80	93.80	15.20	15.20
ZM1000007576	16.85	26/01/2026	26/01/2033	02/03/2026	6	K50,000,000.00	K53,737,441.10	107.47	107.47	15.45	15.45

Disclaimer: This content is prepared from information received by the Commission through third-party reports. The content is indicative and intended for informational purposes only and shall not in any way be deemed to be investment advice, guidance or recommendation of the SEC. Users are responsible for making investment decisions and are advised to obtain independent professional advice before acting on or using this information.