

Date

< Tuesday, 30 December 2025 >

K77.2M

Total Nominal Value

K83.4M

Total Market Value

15

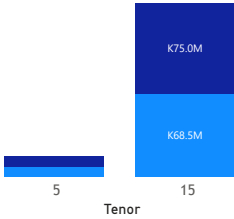
Number of Trades

GRZ Bonds Secondary Market Trade Summary Report

Consideration and Nominal Value

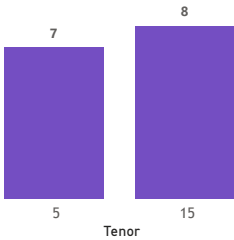
● Nominal Value ● Market Value

Nominal Value and Market Value



No. of Trades by Tenor

Trades



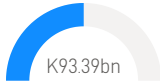
Range of Trade Prices (ZMW)*

Tenor	Min	Max
5	90.32	99.99
15	80.75	114.70

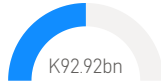
Range of Yields Rates*

Tenor	Min	Max
5	14.00	17.65
15	17.20	18.75

Market Value YTD



Nominal Value YTD



YTD trades



Primary Market December 2025 Auction

Tenor	Cut- Off Yield Rate	Coupon Rates	Range of Successful Yield Rates
2 Years	15.00	15.00	14.0000-15.0000
3 Years	16.00	16.00	00.0000-16.0000
5 Years	16.49	16.49	10.0000-16.4900
7 Years	16.95	16.95	15.0000-16.9500
10 Years	17.50	17.50	10.0000-17.5000
15 Years	18.99	18.99	10.0000-18.9900

*Disclaimer: This content is prepared from information received by the Commission through third-party reports. The range of prices by tenor and range of yields by tenor are based on dealer submissions. The content is indicative and intended for informational purposes only and shall not in any way be deemed to be investment advice, guidance or recommendation of the SEC. Users are responsible for making investment decisions and are advised to obtain independent professional advice before acting on or using this information.

GRZ Bonds Secondary Market Trade Summary Report

ISIN Code	Coupon Rate	Issue Date	Maturity Date	Trade Date/ Valuation Date	Years To Maturity	Nominal Value	Market Value	Min Trade Price	Max Trade Price	Min Yield	Max Yield
ZM1000005257	14	03/05/2022	03/05/2037	30/12/2025	11	K200,000.00	K165,882.20	80.75	80.75	18.03	18.03
ZM1000005703	14	04/03/2023	04/03/2026	30/12/2025	0	K467,410.00	K400,001.52	85.52	85.52	17.57	17.57
ZM1000007295	20.2	18/08/2025	18/08/2040	30/12/2025	14	K850,000.00	K975,446.32	114.70	114.70	18.70	18.70
ZM1000005919	14	21/08/2023	21/08/2038	30/12/2025	12	K7,000,000.00	K6,209,406.96	83.64	88.61	17.20	17.20
ZM1000007501	16.49	22/12/2025	22/12/2030	22/12/2025	5	K1,000,000.00	K1,003,469.24	99.99	99.99	16.49	16.49
ZM1000005885	11	21/08/2023	24/07/2028	30/12/2025	2	K181,000.00	K163,479.64	90.32	90.32	17.65	17.65
ZM1000005794	11	26/06/2023	26/06/2028	26/06/2023	5	K1,600,000.00	K1,503,773.57	93.87	93.87	14.00	14.00
ZM1000005794	11	26/06/2023	26/06/2028	29/12/2025	2	K1,600,000.00	K1,503,773.57	93.99	93.99	14.00	14.00
ZM1000005075	11	27/12/2021	27/12/2026	30/12/2025	0	K4,293,774.00	K4,154,369.44	96.68	96.68	15.00	15.00
ZM1000007352	20.2	29/09/2025	29/09/2040	29/09/2025	15	K60,000,000.00	K67,296,664.11	107.07	107.07	18.75	18.75

Disclaimer: This content is prepared from information received by the Commission through third-party reports. The content is indicative and intended for informational purposes only and shall not in any way be deemed to be investment advice, guidance or recommendation of the SEC. Users are responsible for making investment decisions and are advised to obtain independent professional advice before acting on or using this information.