

Date

< Friday, 2 January 2026 >

K233.1M

Total Nominal Value

K284.6M

Total Market Value

37

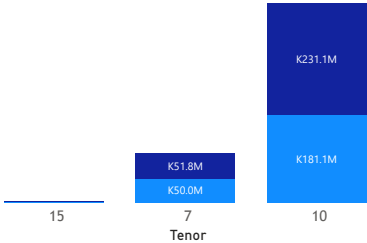
Number of Trades

## GRZ Bonds Secondary Market Trade Summary Report

Consideration and Nominal Value

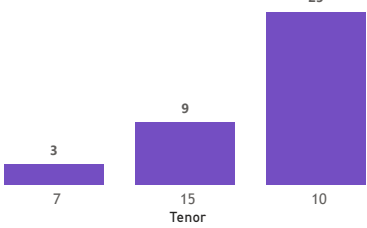
● Nominal Value ● Market Value

Nominal Value and Market Value



No. of Trades by Tenor

Trades



Range of Trade Prices (ZMW)\*

Tenor	Min	Max
7	102.77	102.93
10	83.94	127.85
15	81.94	86.85

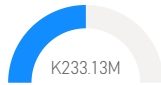
Range of Yields Rates\*

Tenor	Min	Max
7	16.30	16.35
10	16.85	17.64
15	17.39	18.25

Market Value YTD



Nominal Value YTD



YTD trades



Primary Market December 2025 Auction

Tenor	Cut- Off Yield Rate	Coupon Rates	Range of Successful Yield Rates
2 Years	15.00	15.00	14.0000-15.0000
3 Years	16.00	16.00	00.0000-16.0000
5 Years	16.49	16.49	10.0000-16.4900
7 Years	16.95	16.95	15.0000-16.9500
10 Years	17.50	17.50	10.0000-17.5000
15 Years	18.99	18.99	10.0000-18.9900

\*Disclaimer: This content is prepared from information received by the Commission through third-party reports. The range of prices by tenor and range of yields by tenor are based on dealer submissions. The content is indicative and intended for informational purposes only and shall not in any way be deemed to be investment advice, guidance or recommendation of the SEC. Users are responsible for making investment decisions and are advised to obtain independent professional advice before acting on or using this information.

# GRZ Bonds Secondary Market Trade Summary Report

ISIN Code	Coupon Rate	Issue Date	Maturity Date	Trade Date/ Valuation Date	Years To Maturity	Nominal Value	Market Value	Min Trade Price	Max Trade Price	Min Yield	Max Yield
ZM1000004383	14	01/06/2020	01/06/2035	01/02/2026	9	K226,000.00	K193,747.99	85.73	85.73	17.39	17.39
ZM1000003351	13	18/12/2017	18/12/2027	29/12/2025	1	K221,000.00	K205,748.00	93.10	93.10	17.64	17.64
ZM1000005919	14	21/08/2023	21/08/2038	01/02/2026	12	K612,082.00	K517,023.20	84.37	84.37	18.25	18.25
ZM1000007519	16.95	22/12/2025	22/12/2032	29/12/2025	7	K15,000,000.00	K15,440,118.29	102.93	102.93	16.35	16.35
ZM1000007519	16.95	22/12/2025	22/12/2032	29/12/2026	6	K15,000,000.00	K15,440,118.29	102.93	102.93	16.35	16.35
ZM1000005133	14	24/01/2022	24/01/2037	01/02/2026	11	K364,000.00	K316,561.58	86.85	86.85	18.10	18.10
ZM1000005851	14	24/07/2023	24/07/2038	01/02/2026	12	K265,240.00	K227,607.40	85.69	85.69	18.20	18.20
ZM1000007451	17	24/11/2025	24/11/2032	07/01/2026	6	K20,000,000.00	K20,964,403.01	102.77	102.77	16.30	16.30
ZM1000006743	22.5	25/11/2024	25/11/2034	29/12/2025	8	K180,000,000.00	K230,136,418.34	127.85	127.85	16.85	16.85
ZM1000005331	13	27/06/2022	27/06/2032	01/02/2026	6	K254,650.00	K215,656.84	84.62	84.62	17.08	17.08
ZM1000006024	13	27/11/2023	27/11/2033	01/02/2026	7	K424,670.00	K356,399.38	83.94	83.94	17.10	17.10
ZM1000005570	13	27/12/2022	27/12/2032	01/02/2026	6	K234,000.00	K196,668.92	83.98	83.98	17.07	17.07
ZM1000005976	14	30/11/2023	30/11/2038	01/02/2026	12	K527,400.00	K432,001.28	81.94	81.94	18.19	18.19

Disclaimer: This content is prepared from information received by the Commission through third-party reports. The content is indicative and intended for informational purposes only and shall not in any way be deemed to be investment advice, guidance or recommendation of the SEC. Users are responsible for making investment decisions and are advised to obtain independent professional advice before acting on or using this information.