

Date

< Friday, 28 November 2025

K30.7M

Total Nominal Value

K31.8M

Total Market Value

19

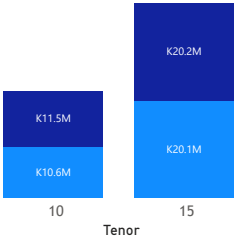
Number of Trades

GRZ Bonds Secondary Market Trade Summary Report

Consideration and Nominal Value

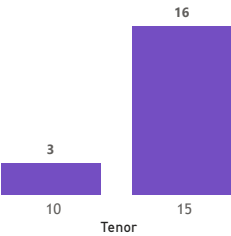
● Nominal Value ● Market Value

Nominal Value and Market Value



No. of Trades by Tenor

Trades



Range of Trade Prices (ZMW)*

Tenor	Min	Max
10	86.10	110.01
15	79.45	130.24

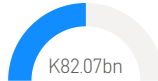
Range of Yields Rates*

Tenor	Min	Max
10	16.30	16.90
15	14.50	18.67

Market Value YTD



Nominal Value YTD



YTD trades



Primary Market November 2025 Auction

Tenor	Cut- Off Yield Rate	Coupon Rates	Range of Successful Yield Rates
2 Years	15.00	15.00	10.0000-15.0000
3 Years	16.00	16.00	0.1600-16.0000
5 Years	16.49	16.49	14.5000-16.4900
7 Years	17.00	17.00	15.4900-17.0000
10 Years	17.50	17.50	14.0000-17.5000
15 Years	18.99	18.99	10.0000-18.9900

*Disclaimer: This content is prepared from information received by the Commission through third-party reports. The range of prices by tenor and range of yields by tenor are based on dealer submissions. The content is indicative and intended for informational purposes only and shall not in any way be deemed to be investment advice, guidance or recommendation of the SEC. Users are responsible for making investment decisions and are advised to obtain independent professional advice before acting on or using this information.

GRZ Bonds Secondary Market Trade Summary Report

ISIN Code	Coupon Rate	Issue Date	Maturity Date	Trade Date/ Valuation Date	Years To Maturity	Nominal Value	Market Value	Min Trade Price	Max Trade Price	Min Yield	Max Yield
ZM1000004383	14	01/06/2020	01/06/2035	28/11/2025	9	K2,500,000.00	K2,350,880.24	87.13	87.13	16.80	16.80
ZM1000005943	14	02/10/2023	02/10/2038	28/11/2025	12	K116,214.00	K94,906.86	81.68	81.68	18.16	18.16
ZM1000005703	14	04/03/2023	04/03/2026	28/11/2025	0	K1,300,000.00	K1,096,807.74	84.33	84.33	17.60	17.60
ZM1000005695	13	04/03/2023	04/03/2033	28/11/2025	7	K605,820.00	K533,683.92	86.10	86.10	16.30	16.30
ZM1000005737	14	05/02/2023	05/02/2038	28/11/2025	12	K1,718,046.00	K1,365,578.30	79.45	79.45	18.50	18.50
ZM1000006933	22.8	16/02/2025	16/02/2040	28/11/2025	14	K1,000,000.00	K1,303,150.36	130.24	130.24	18.10	18.10
ZM1000005646	14	20/02/2023	20/02/2038	28/11/2025	12	K694,180.00	K599,257.94	82.49	82.49	17.50	17.50
ZM1000005919	14	21/08/2023	21/08/2038	25/11/2025	12	K176,000.00	K143,049.74	81.28	81.28	18.67	18.67
ZM1000001967	14	26/11/2012	23/11/2027	28/11/2025	1	K436,588.00	K433,743.56	99.16	99.31	14.50	14.50
ZM1000007105	19	27/05/2025	27/05/2035	28/11/2025	9	K10,000,000.00	K11,000,977.40	110.01	110.01	16.90	16.90
ZM1000007113	20	27/05/2025	27/05/2040	28/11/2025	14	K10,000,000.00	K11,023,406.72	110.24	110.24	18.05	18.05
ZM1000005976	14	30/11/2023	30/11/2038	28/11/2025	13	K2,183,000.00	K1,813,692.14	83.10	83.10	17.60	17.60

Disclaimer: This content is prepared from information received by the Commission through third-party reports. The content is indicative and intended for informational purposes only and shall not in any way be deemed to be investment advice, guidance or recommendation of the SEC. Users are responsible for making investment decisions and are advised to obtain independent professional advice before acting on or using this information.