



SECURITIES AND EXCHANGE COMMISSION  
Protecting Investors in the Capital Markets

Date

< Wednesday, 8 October 2025

K482.0M

Total Nominal Value

K504.1M

Total Market Value

20

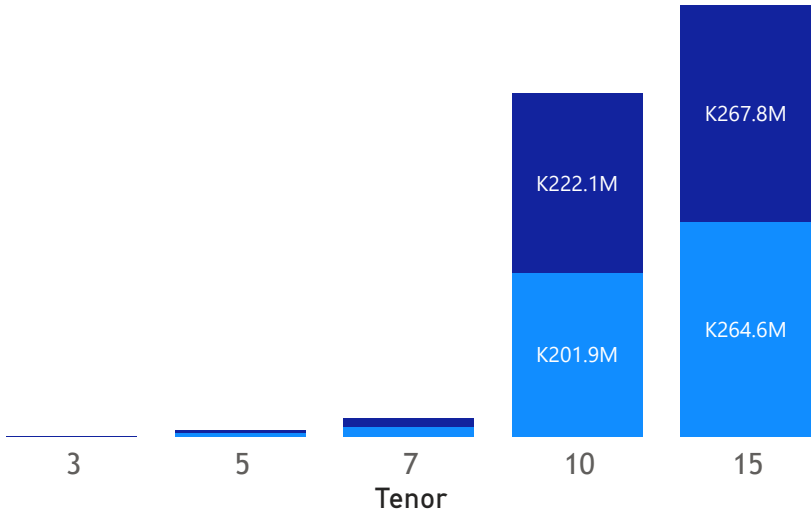
Number of Trades

# GRZ Bonds Secondary Market Trade Summary Report

## Consideration and Nominal Value

● Nominal Value ● Market Value

Nominal Value and Market Value



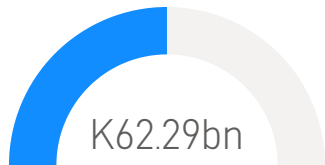
## Range of Trade Prices (ZMW)\*

Tenor	Min	Max
3	104.69	104.69
5	93.60	93.60
7	16.15	16.15
10	63.70	120.85
15	18.65	124.37

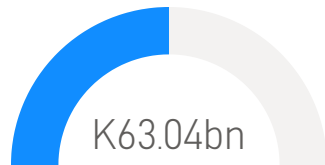
## Range of Yields Rates\*

Tenor	Min	Max
3	20.20	20.20
5	14.90	14.90
7	16.15	16.15
10	14.51	23.60
15	17.56	24.70

## Market Value YTD



## Nominal Value YTD

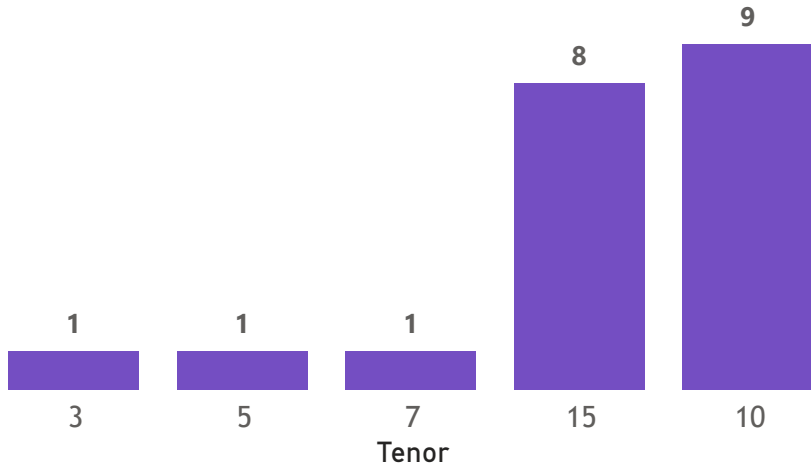


## YTD trades



## No. of Trades by Tenor

Trades



## Primary Market September 2025 Auction

Tenor	Cut- Off Yield Rate	Coupon Rates	Range of Successful Yield Rates
2 Years	15.50	15.50	10.0000-15.5000
3 Years	16.25	16.25	14.5000-16.2500
5 Years	18.00	18.00	10.0000-18.0000
7 Years	18.50	18.50	10.0000-18.5000
10 Years	19.00	19.00	0.2500-19.0000
15 Years	20.20	20.20	10.0000-20.2000

\*Disclaimer: This content is prepared from information received by the Commission through third-party reports. The range of prices by tenor and range of yields by tenor are based on dealer submissions. The content is indicative and intended for informational purposes only and shall not in any way be deemed to be investment advice, guidance or recommendation of the SEC. Users are responsible for making investment decisions and are advised to obtain independent professional advice before acting on or using this information.

# GRZ Bonds Secondary Market Trade Summary Report

ISIN Code	Coupon Rate	Issue Date	Maturity Date	Trade Date/ Valuation Date	Years To Maturity	Nominal Value	Market Value	Min Trade Price	Max Trade Price	Min Yield	Max Yield
ZM1000005257	14	03/05/2022	03/05/2037	08/10/2025	11	K84,145,000.00	K70,894,244.22	18.65	18.65	18.65	18.65
ZM1000005695	13	04/03/2023	04/03/2033	10/08/2025	7	K150,000.00	K95,548.62	63.70	63.70	23.60	23.60
ZM1000003112	13	05/12/2016	05/12/2026	08/10/2025	1	K1,042,368.00	K1,071,999.98	98.39	98.39	14.51	14.51
ZM1000006925	22.49	16/02/2025	16/02/2035	10/08/2025	9	K89,571,056.00	K108,309,399.44	120.85	120.85	18.45	18.45
ZM1000007295	20.2	18/08/2025	18/08/2040	10/03/2025	15	K468,000.00	K499,989.51	106.84	106.84	19.35	19.35
ZM1000005430	11	19/09/2022	19/09/2027	10/09/2025	2	K3,867,000.00	K3,642,733.34	93.60	93.60	14.90	14.90
ZM1000005158	12	21/02/2022	21/02/2029	08/10/2025	3	K11,530,000.00	K10,497,717.05	16.15	16.15	16.15	16.15
ZM1000005919	14	21/08/2023	21/08/2038	10/03/2025	13	K298,000.00	K249,810.11	83.83	83.83	17.56	17.56
ZM1000006479	20.5	22/07/2024	22/07/2027	10/08/2025	1	K95,000.00	K99,457.14	104.69	104.69	20.20	20.20
ZM1000004672	13	25/01/2021	25/01/2031	08/10/2025	5	K15,000,000.00	K13,359,324.86	86.32	86.32	17.00	17.00
ZM1000006750	23.29	25/11/2024	25/11/2039	10/08/2025	14	K180,000.00	K213,871.71	110.14	110.14	21.00	21.00
ZM1000005828	14	26/06/2023	26/06/2038	10/08/2025	12	K150,000.00	K94,206.21	62.80	62.80	24.70	24.70
ZM1000007055	20	28/04/2025	28/04/2040	10/08/2025	14	K178,000,000.00	K193,910,176.44	108.92	108.94	20.00	20.00
ZM1000007345	19	29/09/2025	29/09/2035	08/10/2025	10	K50,000,000.00	K51,812,533.56	103.63	103.63	18.35	18.35
ZM1000007345	19	29/09/2025	29/09/2035	10/08/2025	10	K46,100,944.00	K47,491,580.24	103.02	103.02	18.45	18.45
ZM1000006305	26.5	30/04/2024	30/04/2039	10/08/2025	13	K1,400,000.00	K1,904,858.78	124.37	124.37	21.00	21.00

Disclaimer: This content is prepared from information received by the Commission through third-party reports. The content is indicative and intended for informational purposes only and shall not in any way be deemed to be investment advice, guidance or recommendation of the SEC. Users are responsible for making investment decisions and are advised to obtain independent professional advice before acting on or using this information.