



SECURITIES AND EXCHANGE COMMISSION  
Protecting Investors in the Capital Markets

Date

< Tuesday, 7 October 2025

K359.7M

Total Nominal Value

K389.4M

Total Market Value

20

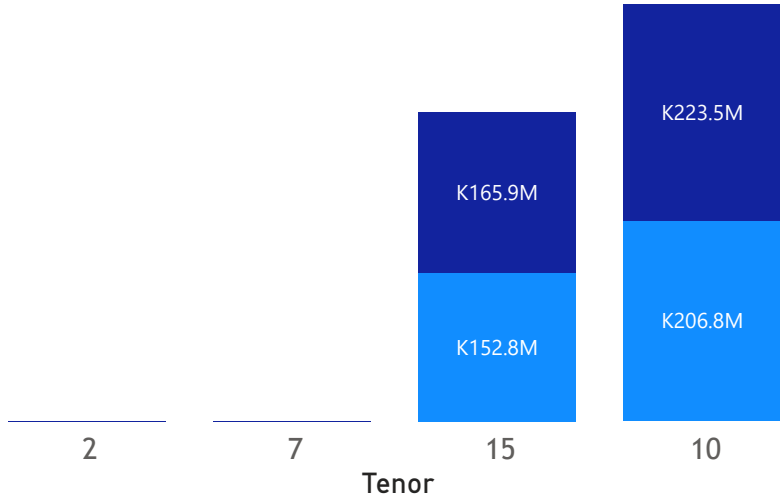
Number of Trades

# GRZ Bonds Secondary Market Trade Summary Report

## Consideration and Nominal Value

● Nominal Value ● Market Value

Nominal Value and Market Value



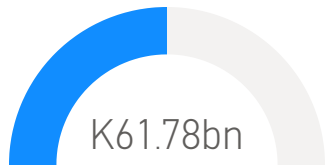
## Range of Trade Prices (ZMW)\*

Tenor	Min	Max
2	100.44	100.44
7	91.13	91.13
10	76.66	134.56
15	76.78	108.94

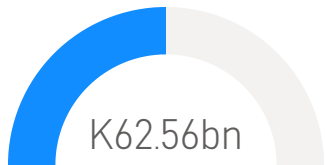
## Range of Yields Rates\*

Tenor	Min	Max
2	18.24	18.24
7	15.40	15.40
10	16.40	20.07
15	15.61	20.00

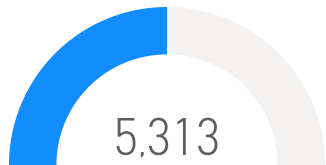
## Market Value YTD



## Nominal Value YTD

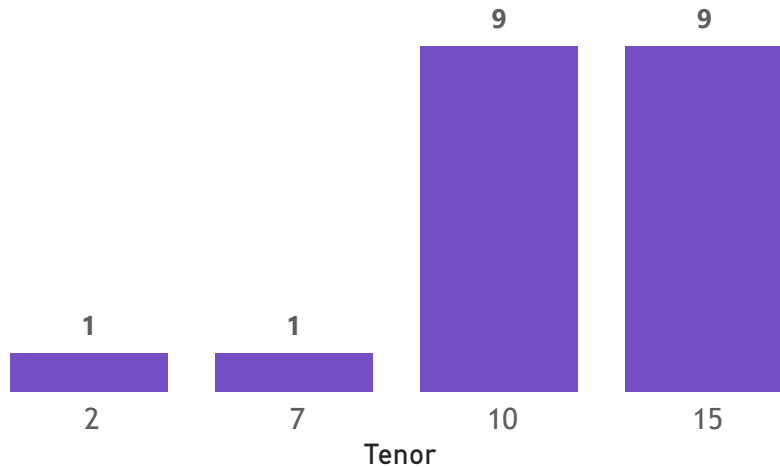


## YTD trades



## No. of Trades by Tenor

Trades



## Primary Market September 2025 Auction

Tenor	Cut- Off Yield Rate	Coupon Rates	Range of Successful Yield Rates
10 Years	19.00	19.00	0.2500-19.0000
2 Years	15.50	15.50	10.0000-15.5000
5 Years	18.00	18.00	10.0000-18.0000
7 Years	18.50	18.50	10.0000-18.5000
15 Years	20.20	20.20	10.0000-20.2000
3 Years	16.25	16.25	14.5000-16.2500

\*Disclaimer: This content is prepared from information received by the Commission through third-party reports. The range of prices by tenor and range of yields by tenor are based on dealer submissions. The content is indicative and intended for informational purposes only and shall not in any way be deemed to be investment advice, guidance or recommendation of the SEC. Users are responsible for making investment decisions and are advised to obtain independent professional advice before acting on or using this information.

# GRZ Bonds Secondary Market Trade Summary Report

ISIN Code	Coupon Rate	Issue Date	Maturity Date	Trade Date/ Valuation Date	Years To Maturity	Nominal Value	Market Value	Min Trade Price	Max Trade Price	Min Yield	Max Yield
ZM1000006628	25.75	01/10/2024	01/10/2034	10/07/2025	9	K28,000.00	K34,639.42	123.22	123.22	20.07	20.07
ZM1000005695	13	04/03/2023	04/03/2033	10/07/2025	7	K182,000.00	K139,522.41	76.66	76.66	19.00	19.00
ZM1000006925	22.49	16/02/2025	16/02/2035	10/07/2025	9	K462,520.00	K599,999.62	129.65	129.65	16.75	16.75
ZM1000005901	13	21/08/2023	21/08/2033	10/06/2025	8	K115,000.00	K99,870.55	86.84	86.84	16.40	16.40
ZM1000003062	14	21/11/2016	21/11/2031	10/02/2025	6	K402,000.00	K398,277.10	99.07	99.07	15.61	15.61
ZM1000004748	14	22/03/2021	22/03/2036	10/02/2025	11	K2,310,000.00	K1,999,985.14	86.58	86.58	16.89	16.89
ZM1000006461	19	22/07/2024	22/07/2026	10/07/2025	1	K20,000.00	K20,888.86	100.44	100.44	18.24	18.24
ZM1000005224	14	23/03/2022	23/03/2037	10/07/2025	11	K1,140.00	K975.69	85.59	85.59	17.00	17.00
ZM1000007162	19	23/06/2025	23/06/2035	10/07/2025	9	K205,526,800.00	K221,997,044.86	108.00	108.00	18.45	18.45
ZM1000005844	12	24/07/2023	24/07/2030	10/06/2025	5	K109,000.00	K99,333.31	91.13	91.13	15.40	15.40
ZM1000005851	14	24/07/2023	24/07/2038	10/07/2025	13	K60,000.00	K46,098.54	76.78	76.78	19.60	19.60
ZM1000006743	22.5	25/11/2024	25/11/2034	10/07/2025	9	K445,548.00	K600,000.86	134.56	134.56	16.75	16.75
ZM1000007055	20	28/04/2025	28/04/2040	10/07/2025	14	K150,000,000.00	K163,407,452.06	108.92	108.94	20.00	20.00

Disclaimer: This content is prepared from information received by the Commission through third-party reports. The content is indicative and intended for informational purposes only and shall not in any way be deemed to be investment advice, guidance or recommendation of the SEC. Users are responsible for making investment decisions and are advised to obtain independent professional advice before acting on or using this information.