



SECURITIES AND EXCHANGE COMMISSION
Protecting Investors in the Capital Markets

Date

< Monday, 6 October 2025

K7.5M

Total Nominal Value

K7.3M

Total Market Value

13

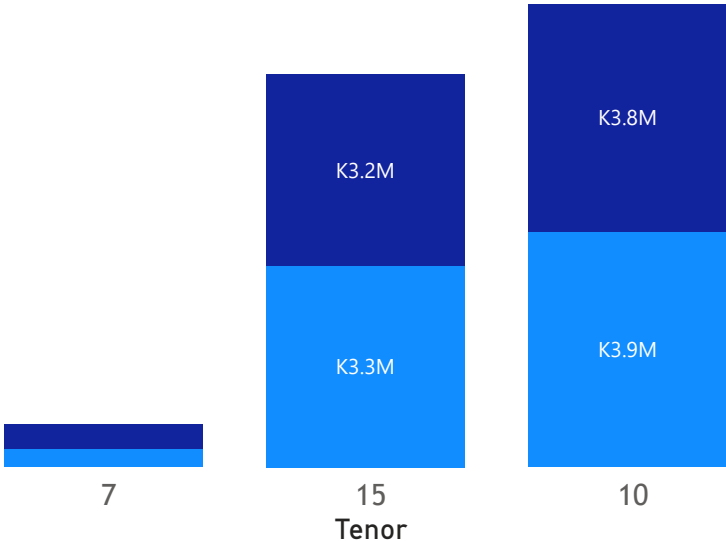
Number of Trades

GRZ Bonds Secondary Market Trade Summary Report

Consideration and Nominal Value

● Nominal Value ● Market Value

Nominal Value and Market Value



Range of Trade Prices (ZMW)*

Tenor	Min	Max
7	129.67	129.67
10	96.56	122.80
15	86.16	108.15

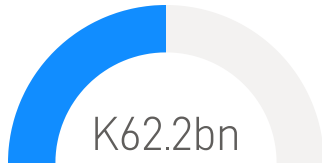
Range of Yields Rates*

Tenor	Min	Max
7	15.00	15.00
10	20.07	20.83
15	15.89	19.07

Market Value YTD



Nominal Value YTD

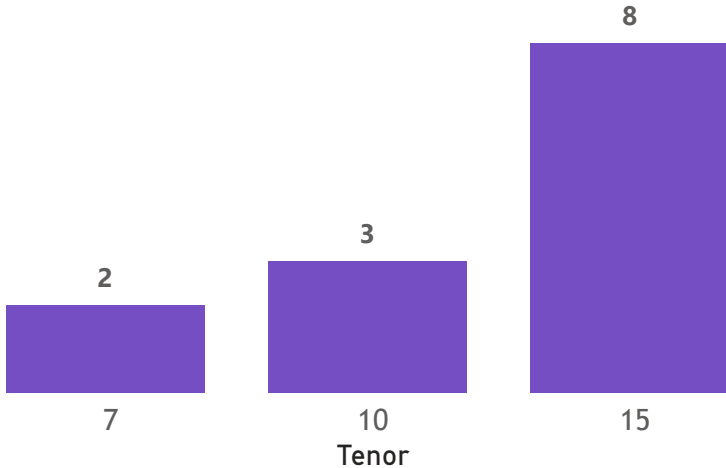


YTD trades



No. of Trades by Tenor

Trades



Primary Market September 2025 Auction

Tenor	Cut- Off Yield Rate	Coupon Rates	Range of Successful Yield Rates
10 Years	19.00	19.00	0.2500-19.0000
2 Years	15.50	15.50	10.0000-15.5000
5 Years	18.00	18.00	10.0000-18.0000
7 Years	18.50	18.50	10.0000-18.5000
15 Years	20.20	20.20	10.0000-20.2000
3 Years	16.25	16.25	14.5000-16.2500

*Disclaimer: This content is prepared from information received by the Commission through third-party reports. The range of prices by tenor and range of yields by tenor are based on dealer submissions. The content is indicative and intended for informational purposes only and shall not in any way be deemed to be investment advice, guidance or recommendation of the SEC. Users are responsible for making investment decisions and are advised to obtain independent professional advice before acting on or using this information.

GRZ Bonds Secondary Market Trade Summary Report

ISIN Code	Coupon Rate	Issue Date	Maturity Date	Trade Date/ Valuation Date	Years To Maturity	Nominal Value	Market Value	Min Trade Price	Max Trade Price	Min Yield	Max Yield
ZM1000006222	23	02/04/2024	02/04/2031	10/06/2025	5	K308,460.00	K399,998.94	129.67	129.67	15.00	15.00
ZM1000003252	14	05/07/2017	05/07/2032	10/01/2025	7	K1,000,000.00	K958,406.24	95.84	95.84	15.89	15.89
ZM1000003112	13	05/12/2016	05/12/2026	10/03/2025	1	K3,870,000.00	K3,737,016.04	96.56	96.56	20.83	20.83
ZM1000007295	20.2	18/08/2025	18/08/2040	10/01/2025	15	K886,000.00	K958,195.54	108.15	108.15	19.07	19.07
ZM1000004748	14	22/03/2021	22/03/2036	10/01/2025	11	K1,108,000.00	K958,874.12	86.54	86.54	16.89	16.89
ZM1000006412	25.75	24/06/2024	24/06/2034	10/07/2025	8	K15,000.00	K19,530.96	122.80	122.80	20.07	20.07
ZM1000005828	14	26/06/2023	26/06/2038	10/01/2025	13	K324,000.00	K279,153.30	86.16	86.16	17.51	17.51

Disclaimer: This content is prepared from information received by the Commission through third-party reports. The content is indicative and intended for informational purposes only and shall not in any way be deemed to be investment advice, guidance or recommendation of the SEC. Users are responsible for making investment decisions and are advised to obtain independent professional advice before acting on or using this information.