



SECURITIES AND EXCHANGE COMMISSION
Protecting Investors in the Capital Markets

Date

< Wednesday, 1 October 2025

K504.5M

Total Nominal Value

K517.9M

Total Market Value

20

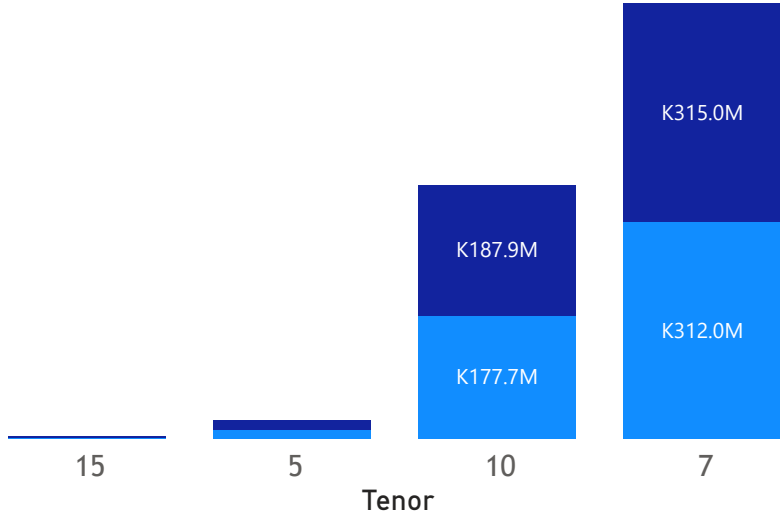
Number of Trades

GRZ Bonds Secondary Market Trade Summary Report

Consideration and Nominal Value

● Nominal Value ● Market Value

Nominal Value and Market Value



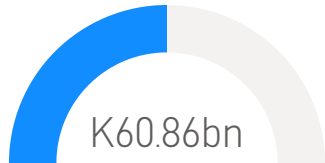
Range of Trade Prices (ZMW)*

Tenor	Min	Max
5	89.71	107.58
7	100.87	101.06
10	76.37	135.32
15	77.22	98.11

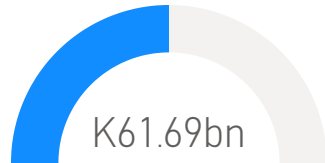
Range of Yields Rates*

Tenor	Min	Max
5	15.75	17.10
7	18.25	18.30
10	18.50	19.44
15	15.64	19.15

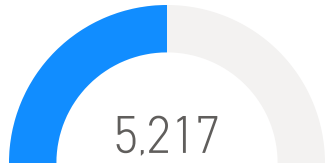
Market Value YTD



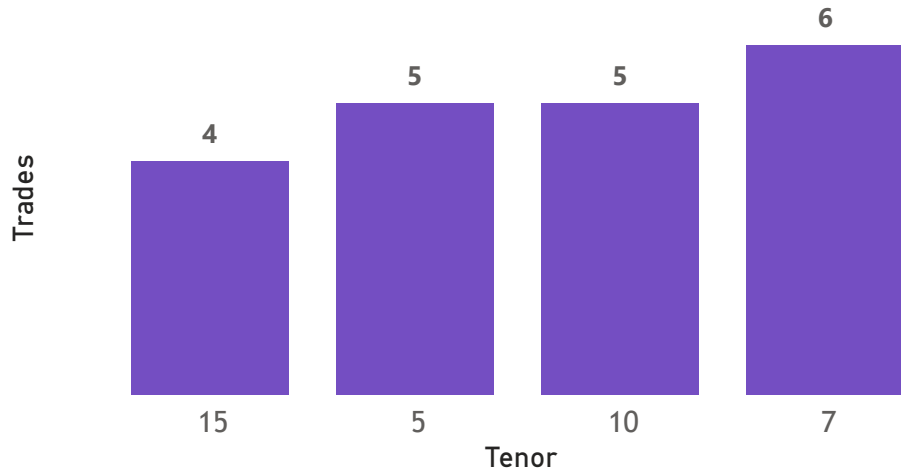
Nominal Value YTD



YTD trades



No. of Trades by Tenor



Primary Market September 2025 Auction

Tenor	Cut- Off Yield Rate	Coupon Rates	Range of Successful Yield Rates
2 Years	15.50	15.50	10.0000-15.5000
3 Years	16.25	16.25	14.5000-16.2500
5 Years	18.00	18.00	10.0000-18.0000
7 Years	18.50	18.50	10.0000-18.5000
10 Years	19.00	19.00	0.2500-19.0000
15 Years	20.20	20.20	10.0000-20.2000

*Disclaimer: This content is prepared from information received by the Commission through third-party reports. The range of prices by tenor and range of yields by tenor are based on dealer submissions. The content is indicative and intended for informational purposes only and shall not in any way be deemed to be investment advice, guidance or recommendation of the SEC. Users are responsible for making investment decisions and are advised to obtain independent professional advice before acting on or using this information.

GRZ Bonds Secondary Market Trade Summary Report

ISIN Code	Coupon Rate	Issue Date	Maturity Date	Trade Date/ Valuation Date	Years To Maturity	Nominal Value	Market Value	Min Trade Price	Max Trade Price	Min Yield	Max Yield
ZM1000006560	26.75	02/09/2024	02/09/2034	29/09/2025	8	K25,000,000.00	K34,362,160.62	135.32	135.32	18.50	18.50
ZM1000003120	14	05/12/2016	05/12/2031	08/05/2025	6	K509,000.00	K499,391.75	98.11	98.11	15.64	15.64
ZM1000003120	14	05/12/2016	05/12/2031	26/09/2025	6	K509,000.00	K499,391.75	98.11	98.11	15.64	15.64
ZM1000007261	18	18/08/2025	18/08/2030	26/09/2025	4	K928,000.00	K998,322.56	105.63	107.58	16.33	16.33
ZM1000005455	13	19/09/2022	19/09/2032	26/09/2025	7	K2,680,000.00	K2,046,640.88	76.37	76.37	19.44	19.44
ZM1000005919	14	21/08/2023	21/08/2038	10/01/2025	13	K776,810.00	K600,002.72	77.22	77.22	19.15	19.15
ZM1000007147	16.5	23/06/2025	23/06/2030	26/09/2025	4	K12,000,000.00	K12,325,517.58	102.71	102.71	17.10	17.10
ZM1000005794	11	26/06/2023	26/06/2028	01/10/2025	2	K108,109.00	K100,180.64	89.71	89.71	15.75	15.75
ZM1000007337	18.5	29/09/2025	29/09/2032	10/01/2025	7	K207,000,000.00	K209,053,098.62	100.87	101.06	18.25	18.30
ZM1000007337	18.5	29/09/2025	29/09/2032	29/09/2025	7	K105,000,000.00	K105,969,583.36	100.87	100.96	18.25	18.30
ZM1000007345	19	29/09/2025	29/09/2035	10/01/2025	10	K75,000,000.00	K75,739,432.19	100.99	100.99	18.80	18.80
ZM1000007345	19	29/09/2025	29/09/2035	30/09/2025	10	K75,000,000.00	K75,739,432.19	100.99	100.99	18.80	18.80

Disclaimer: This content is prepared from information received by the Commission through third-party reports. The content is indicative and intended for informational purposes only and shall not in any way be deemed to be investment advice, guidance or recommendation of the SEC. Users are responsible for making investment decisions and are advised to obtain independent professional advice before acting on or using this information.