



SECURITIES AND EXCHANGE COMMISSION
Protecting Investors in the Capital Markets

Date

< Friday, 27 September 2024 >

K87.2M

Total Nominal Value

K69.6M

Total Market Value

29

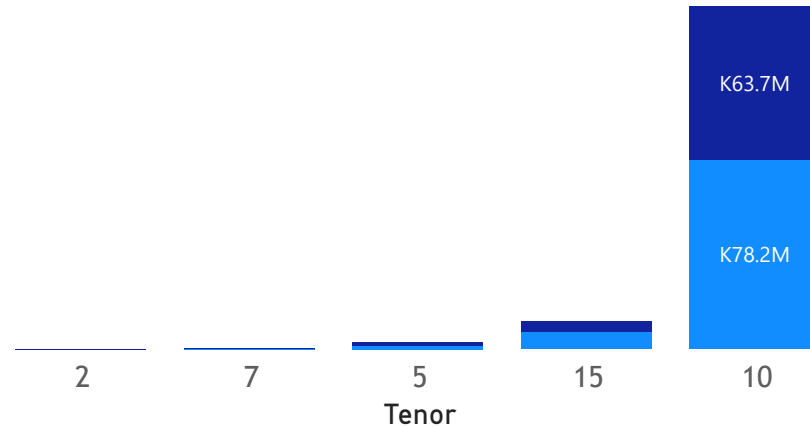
Number of Trades

GRZ Bonds Secondary Market Trade Summary Report

Consideration and Nominal Value

● Nominal Value ● Market Value

Nominal Value and Market Value



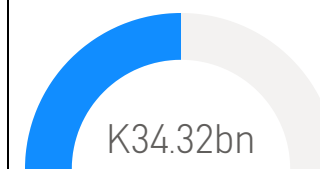
Range of Trade Prices (ZMW)*

Tenor	Min	Max
2	95.12	95.12
5	65.37	93.49
7	77.29	77.29
10	57.49	103.66
15	48.84	66.47

Range of Yields Rates*

Tenor	Min	Max
2	23.00	23.00
5	16.05	26.13
7	22.08	22.08
10	21.63	27.31
15	23.00	30.30

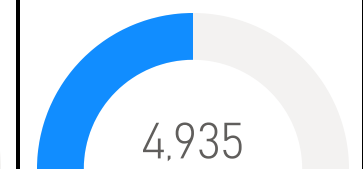
Market Value YTD



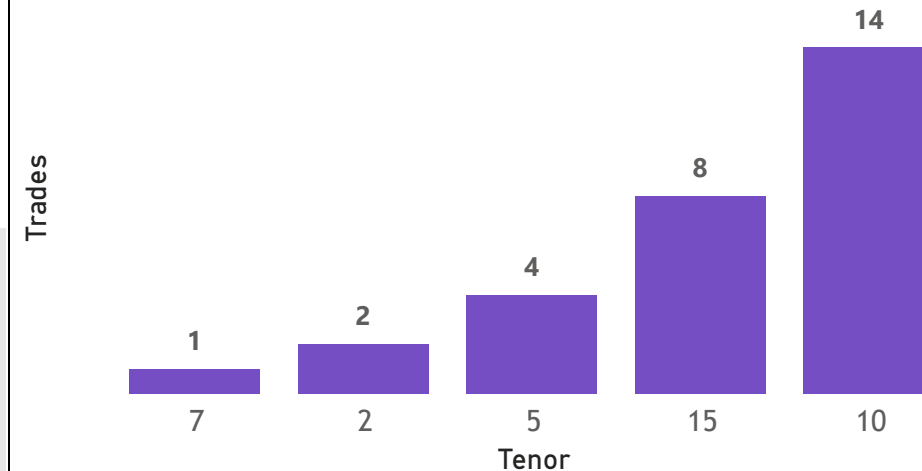
Nominal Value YTD



YTD trades



No. of Trades by Tenor



Primary Market October 25 2024 Auction

Tenor	Cut- Off Yield Rate	Coupon Rates	Range of Successful Yield Rates
2 Years	16.50	16.50	15.0000-16.5000
3 Years	19.99	19.99	10.0000-19.9900
5 Years	21.49	21.49	23.0000-21.4900
7 Years	21.50	21.50	19.0000-21.5000
10 Years	22.50	22.50	20.0000-22.5000
15 Years	23.49	23.49	20.0000-23.4900

*Disclaimer: This content is prepared from information received by the Commission through third-party reports. The range of prices by tenor and range of yields by tenor are based on dealer submissions. The content is indicative and intended for informational purposes only and shall not in any way be deemed to be investment advice, guidance or recommendation of the SEC. Users are responsible for making investment decisions and are advised to obtain independent professional advice before acting on or using this



GRZ Bonds Secondary Market Trade Summary Report

ISIN Code	Coupon Rate	Issue Date	Maturity Date	Trade Date/ Valuation Date	Years To Maturity	Nominal Value	Market Value	Min Trade Price	Max Trade Price	Min Yield	Max Yield
ZM1000004383	14	01/06/2020	01/06/2035	27/09/2024	10	K5,908,188.00	K3,599,241.37	59.70	66.47	23.00	26.90
ZM1000003997	13	17/12/2018	17/12/2028	24/09/2024	4	K189,000.00	K149,855.60	79.29	79.29	22.13	22.13
ZM1000006131	17	19/02/2024	19/02/2026	27/09/2024	1	K40,000.00	K38,048.30	95.12	95.12	23.00	23.00
ZM1000006172	24.97	19/02/2024	19/02/2034	27/09/2024	9	K70,000.00	K66,304.72	92.05	92.05	27.31	27.31
ZM1000005166	14	21/02/2022	21/02/2037	27/09/2024	12	K85,000.00	K46,119.45	52.84	52.84	27.50	27.50
ZM1000005901	13	21/08/2023	21/08/2033	24/09/2024	8	K869,000.00	K499,573.40	57.49	57.49	25.74	25.74
ZM1000004748	14	22/03/2021	22/03/2036	19/09/2024	11	K800,000.00	K489,397.00	61.17	61.17	25.75	25.75
ZM1000006503	25.75	22/07/2024	22/07/2034	24/09/2024	9	K25,000,000.00	K25,916,228.08	103.66	103.66	26.00	26.00
ZM1000005406	14	22/08/2022	22/08/2037	18/08/2023	14	K228,000.00	K111,351.80	48.84	48.84	30.30	30.30
ZM1000005216	13	23/03/2022	23/03/2032	27/09/2024	7	K60,000.00	K35,541.70	59.09	59.09	25.50	25.50
ZM1000005224	14	23/03/2022	23/03/2037	27/09/2024	12	K105,000.00	K55,667.25	52.86	52.86	27.50	27.50
ZM1000005885	11	21/08/2023	24/07/2028	24/09/2024	3	K199,000.00	K130,084.25	65.37	65.37	26.13	26.13
ZM1000004680	14	25/01/2021	25/01/2036	24/09/2024	11	K249,000.00	K149,968.70	60.23	60.23	25.50	25.50
ZM1000005810	13	26/06/2023	26/06/2033	24/09/2024	8	K6,459,000.00	K4,501,287.39	62.02	69.94	21.63	24.70
ZM1000005075	11	27/12/2021	27/12/2026	24/09/2024	2	K213,000.00	K199,129.66	93.49	93.49	16.05	16.05
ZM1000005091	13	27/12/2021	27/12/2031	27/12/2021	10	K6,000,000.00	K4,275,528.74	67.98	67.98	22.01	22.01
ZM1000004839	11	28/06/2021	28/06/2026	27/09/2024	1	K20,920.00	K18,580.92	86.08	86.08	20.85	20.85
ZM1000004839	11	28/06/2021	28/06/2026	28/06/2021	5	K1,000,000.00	K912,045.66	88.46	88.46	19.01	19.01
ZM1000004854	13	28/06/2021	28/06/2031	27/09/2024	6	K39,446,114.00	K28,164,595.64	71.35	71.35	22.40	22.40
ZM1000005034	12	29/11/2021	29/11/2028	24/09/2024	4	K194,000.00	K149,948.39	77.29	77.29	22.08	22.08
ZM1000006297	24.97	30/04/2024	30/04/2034	27/09/2024	9	K70,000.00	K72,449.63	93.03	93.03	27.00	27.00

Disclaimer: This content is prepared from information received by the Commission through third-party reports. The content is indicative and intended for informational purposes only and shall not in any way be deemed to be investment advice, guidance or recommendation of the SEC. Users are responsible for making investment decisions and are advised to obtain independent professional advice before acting on or using this information.