



SECURITIES AND EXCHANGE COMMISSION
Protecting Investors in the Capital Markets

Date

Friday, 25 April 2025

K372.2M

Total Nominal Value

K372.0M

Total Market Value

38

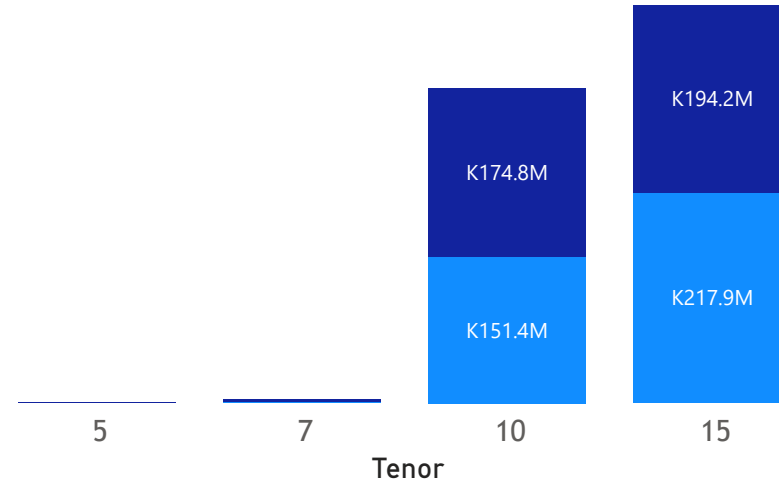
Number of Trades

GRZ Bonds Secondary Market Trade Summary Report

Consideration and Nominal Value

● Nominal Value ● Market Value

Nominal Value and Market Value



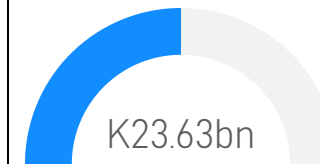
Range of Trade Prices (ZMW)*

Tenor	Min	Max
5	89.68	109.82
7	80.39	87.86
10	77.16	117.60
15	70.02	138.13

Range of Yields Rates*

Tenor	Min	Max
5	15.80	18.20
7	17.50	17.55
10	17.17	20.57
15	18.50	22.50

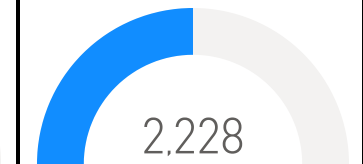
Market Value YTD



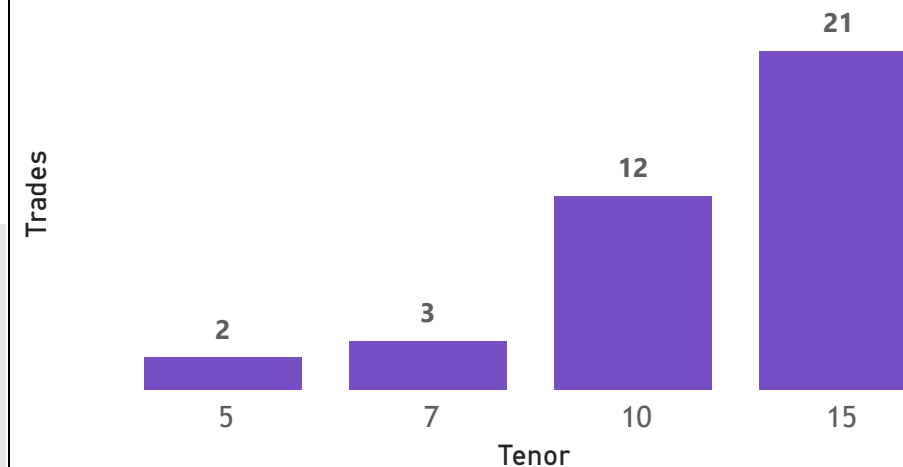
Nominal Value YTD



YTD trades



No. of Trades by Tenor



Primary Market January 18 2025 Auction

Tenor	Cut- Off Yield Rate	Coupon Rates	Range of Successful Yield Rates
2 Years	16.50	16.50	0.0000-16.5000
3 Years	19.95	19.95	15.0000-19.9500
5 Years	20.80	20.80	7.0000-20.8000
7 Years	21.50	21.50	12.0000-21.5000
10 Years	22.50	22.50	0.2300-22.5000
15 Years	23.25	23.25	0.2300-23.2500

*Disclaimer: This content is prepared from information received by the Commission through third-party reports. The range of prices by tenor and range of yields by tenor are based on dealer submissions. The content is indicative and intended for informational purposes only and shall not in any way be deemed to be investment advice, guidance or recommendation of the SEC. Users are responsible for making investment decisions and are advised to obtain independent professional advice before acting on or using this information.



GRZ Bonds Secondary Market Trade Summary Report

ISIN Code	Coupon Rate	Issue Date	Maturity Date	Trade Date/ Valuation Date	Years To Maturity	Nominal Value	Market Value	Min Trade Price	Max Trade Price	Min Yield	Max Yield
ZM1000004383	14	01/06/2020	01/06/2035	01/06/2020	15	K100,000,000.00	K78,208,043.84	72.65	72.65	20.50	20.50
ZM1000004383	14	01/06/2020	01/06/2035	22/04/2025	10	K623,000.00	K499,318.57	80.15	80.15	19.92	19.92
ZM1000004383	14	01/06/2020	01/06/2035	25/04/2025	10	K50,000,000.00	K42,730,212.33	79.71	79.71	18.50	18.50
ZM1000004383	14	01/06/2020	01/06/2035	29/04/2025	10	K394,000.00	K298,381.72	70.02	70.02	21.33	21.33
ZM1000006636	27.75	01/10/2024	01/10/2039	30/09/2024	15	K20,000,000.00	K26,969,242.47	132.87	132.87	20.55	20.55
ZM1000006248	26.5	02/04/2024	02/04/2039	29/04/2025	13	K20,000.00	K23,746.93	116.77	116.77	22.50	22.50
ZM1000006560	26.75	02/09/2024	02/09/2034	01/04/2025	9	K30,000,000.00	K38,767,930.28	80.39	80.39	20.50	20.57
ZM1000006578	28.35	02/09/2024	02/09/2039	29/04/2025	14	K381,000.00	K500,148.61	126.78	126.78	22.01	22.01
ZM1000005679	11	04/03/2023	04/03/2028	22/04/2025	2	K111,000.00	K99,545.60	89.68	89.68	15.80	15.80
ZM1000006925	22.49	16/02/2025	16/02/2035	17/02/2025	10	K32,000,000.00	K35,929,728.44	108.15	108.15	20.50	20.50
ZM1000006925	22.49	16/02/2025	16/02/2035	25/04/2025	9	K12,500,000.00	K14,948,210.45	115.15	115.15	19.00	19.00
ZM1000006990	21.8	17/03/2025	17/03/2040	17/03/2025	15	K30,000,000.00	K32,396,524.52	105.66	105.66	20.55	20.55
ZM1000006180	26.5	19/02/2024	19/02/2039	29/04/2025	13	K120,000.00	K148,008.72	118.33	118.33	22.16	22.16
ZM1000006859	21.5	20/01/2025	20/01/2032	01/04/2025	6	K414,000.00	K499,904.55	80.39	80.39	17.55	17.55
ZM1000004979	13	20/09/2021	20/09/2031	25/04/2025	6	K1,207,450.00	K999,999.92	82.82	82.82	18.00	18.00
ZM1000004979	13	20/09/2021	20/09/2031	31/03/2025	6	K704,000.00	K599,848.10	85.17	85.40	17.17	17.24
ZM1000005919	14	21/08/2023	21/08/2038	01/04/2025	13	K5,650,000.00	K4,149,007.32	72.24	72.24	19.39	20.50
ZM1000005919	14	21/08/2023	21/08/2038	21/08/2023	15	K5,000,000.00	K3,649,136.92	70.57	70.57	20.50	20.50
ZM1000004730	12	22/03/2021	22/03/2028	30/04/2025	2	K1,200,000.00	K1,069,738.70	87.86	87.86	17.50	17.50
ZM1000006511	27.25	22/07/2024	22/07/2039	25/04/2025	14	K173,822.00	K240,002.26	138.13	138.13	20.48	20.48
ZM1000006800	22.5	23/12/2024	23/12/2034	25/04/2025	9	K12,500,000.00	K15,686,013.87	117.60	117.60	18.50	18.50
ZM1000006420	27.25	24/06/2024	24/06/2039	29/04/2025	14	K20,000.00	K25,865.73	119.92	119.92	22.50	22.50

Disclaimer: This content is prepared from information received by the Commission through third-party reports. The content is indicative and intended for informational purposes only and shall not in any way be deemed to be investment advice, guidance or recommendation of the SEC. Users are responsible for making investment decisions and are advised to obtain independent professional advice before acting on or using this information.