



**SECURITIES AND EXCHANGE COMMISSION**  
Protecting Investors in the Capital Markets

Date

Thursday, 24 April 2025

**K663.4M**

Total Nominal Value

**K625.3M**

Total Market Value

**28**

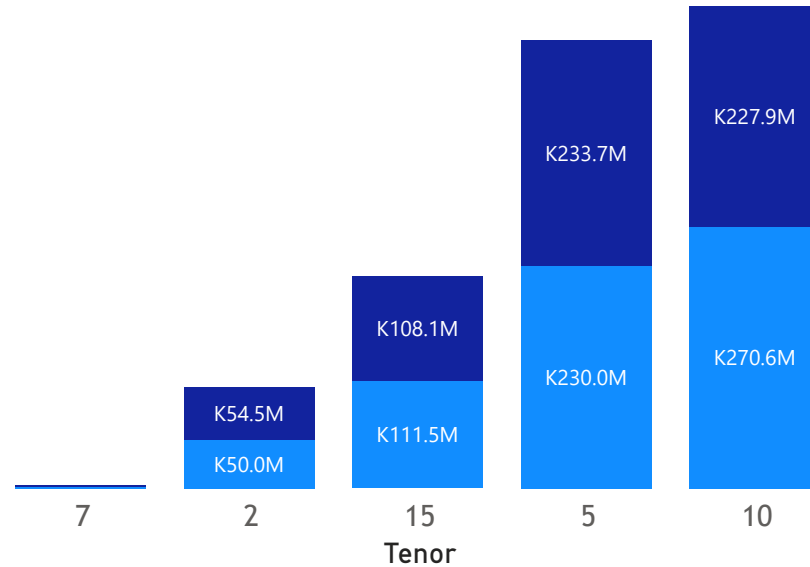
Number of Trades

# GRZ Bonds Secondary Market Trade Summary Report

## Consideration and Nominal Value

● Nominal Value ● Market Value

Nominal Value and Market Value




## Range of Trade Prices (ZMW)\*

Tenor	Min	Max
2	102.39	102.39
5	99.47	105.44
7	82.33	82.33
10	69.53	127.92
15	70.04	132.87


## Range of Yields Rates\*

Tenor	Min	Max
2	14.55	14.55
5	14.80	18.10
7	19.00	19.00
10	18.20	20.22
15	19.37	21.50

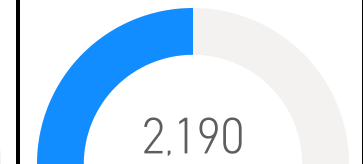
## Market Value YTD



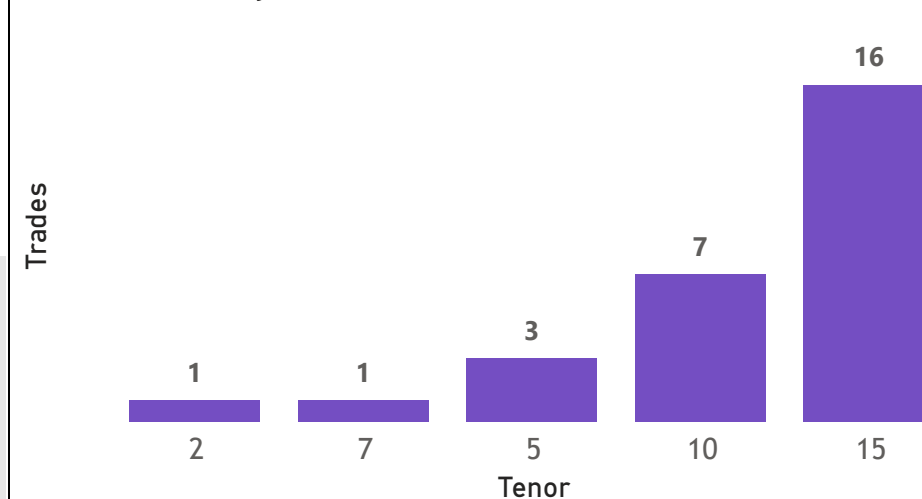
## Nominal Value YTD



## YTD trades



## No. of Trades by Tenor



## Primary Market January 18 2025 Auction

Tenor	Cut- Off Yield Rate	Coupon Rates	Range of Successful Yield Rates
2 Years	16.50	16.50	0.0000-16.5000
3 Years	19.95	19.95	15.0000-19.9500
5 Years	20.80	20.80	7.0000-20.8000
7 Years	21.50	21.50	12.0000-21.5000
10 Years	22.50	22.50	0.2300-22.5000
15 Years	23.25	23.25	0.2300-23.2500

\*Disclaimer: This content is prepared from information received by the Commission through third-party reports. The range of prices by tenor and range of yields by tenor are based on dealer submissions. The content is indicative and intended for informational purposes only and shall not in any way be deemed to be investment advice, guidance or recommendation of the SEC. Users are responsible for making investment decisions and are advised to obtain independent professional advice before acting on or using this information.



# GRZ Bonds Secondary Market Trade Summary Report

ISIN Code	Coupon Rate	Issue Date	Maturity Date	Trade Date/ Valuation Date	Years To Maturity	Nominal Value	Market Value	Min Trade Price	Max Trade Price	Min Yield	Max Yield
ZM1000004383	14	01/06/2020	01/06/2035	22/04/2025	10	K2,811,000.00	K2,249,431.78	80.02	80.02	19.92	19.92
ZM1000004383	14	01/06/2020	01/06/2035	25/04/2025	10	K30,000,000.00	K24,025,177.40	74.31	74.31	20.00	20.00
ZM1000004383	14	01/06/2020	01/06/2035	30/04/2025	10	K20,000,000.00	K15,816,784.93	73.33	73.33	20.30	20.30
ZM1000006636	27.75	01/10/2024	01/10/2039	24/04/2025	14	K20,000,000.00	K26,969,242.47	132.87	132.87	20.55	20.55
ZM1000006560	26.75	02/09/2024	02/09/2034	30/04/2025	9	K15,000,000.00	K19,837,240.89	127.92	127.92	20.00	20.00
ZM1000006370	17	06/06/2024	06/06/2026	25/04/2025	1	K50,000,000.00	K54,455,649.32	102.39	102.39	14.55	14.55
ZM1000006966	19.2	17/03/2025	17/03/2030	24/04/2025	4	K40,000,000.00	K42,182,042.74	105.44	105.44	18.10	18.10
ZM1000006966	19.2	17/03/2025	17/03/2030	25/04/2025	4	K40,000,000.00	K42,182,042.74	103.40	103.40	18.10	18.10
ZM1000006982	21.48	17/03/2025	17/03/2035	24/04/2025	9	K40,000,000.00	K43,004,049.32	105.22	107.50	20.22	20.22
ZM1000006990	21.8	17/03/2025	17/03/2040	24/04/2025	14	K30,000,000.00	K32,396,524.52	105.66	105.66	20.55	20.55
ZM1000005901	13	21/08/2023	21/08/2033	02/08/2024	9	K1,247,000.00	K999,976.18	80.19	80.19	18.20	18.20
ZM1000005901	13	21/08/2023	21/08/2033	21/08/2023	10	K200,000,000.00	K148,441,735.66	72.51	72.51	19.85	19.85
ZM1000005901	13	21/08/2023	21/08/2033	23/04/2025	8	K303,000.00	K210,670.50	69.53	69.53	18.20	18.20
ZM1000005919	14	21/08/2023	21/08/2038	15/04/2025	13	K65,000.00	K49,959.18	76.86	76.86	19.37	19.37
ZM1000005919	14	21/08/2023	21/08/2038	24/04/2025	13	K501,680.00	K360,009.44	70.04	73.86	20.25	21.50
ZM1000005851	14	24/07/2023	24/07/2038	23/04/2025	13	K5,000,000.00	K3,702,202.74	74.04	74.04	20.38	20.38
ZM1000004839	11	28/06/2021	28/06/2026	24/04/2025	1	K150,000,000.00	K149,317,446.58	99.47	99.47	14.80	14.80
ZM1000006685	22.5	28/10/2024	28/10/2034	30/04/2025	9	K14,000,000.00	K15,416,728.27	110.00	110.00	20.10	20.10
ZM1000005034	12	29/11/2021	29/11/2028	24/04/2025	3	K1,348,114.00	K1,177,330.34	82.33	82.33	19.00	19.00
ZM1000005976	14	30/11/2023	30/11/2038	22/04/2025	13	K3,083,000.00	K2,498,370.02	80.87	81.13	19.38	19.45

Disclaimer: This content is prepared from information received by the Commission through third-party reports. The content is indicative and intended for informational purposes only and shall not in any way be deemed to be investment advice, guidance or recommendation of the SEC. Users are responsible for making investment decisions and are advised to obtain independent professional advice before acting on or using this information.