



SECURITIES AND EXCHANGE COMMISSION
Protecting Investors in the Capital Markets

Date

< Wednesday, 23 April 2025 >

K599.1M

Total Nominal Value

K555.3M

Total Market Value

38

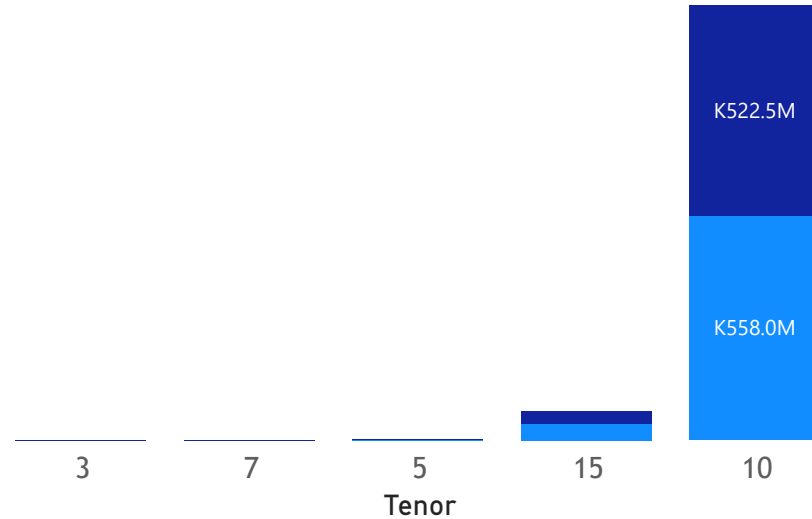
Number of Trades

GRZ Bonds Secondary Market Trade Summary Report

Consideration and Nominal Value

● Nominal Value ● Market Value

Nominal Value and Market Value



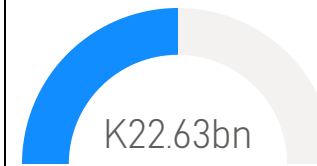
Range of Trade Prices (ZMW)*

Tenor	Min	Max
3	102.17	102.17
5	83.05	124.24
7	80.72	87.13
10	68.19	136.21
15	68.11	102.03

Range of Yields Rates*

Tenor	Min	Max
3	21.00	21.00
5	15.50	20.00
7	17.50	19.00
10	18.00	22.10
15	14.00	22.64

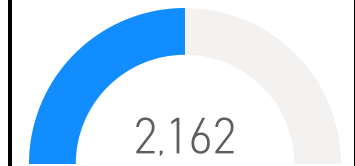
Market Value YTD



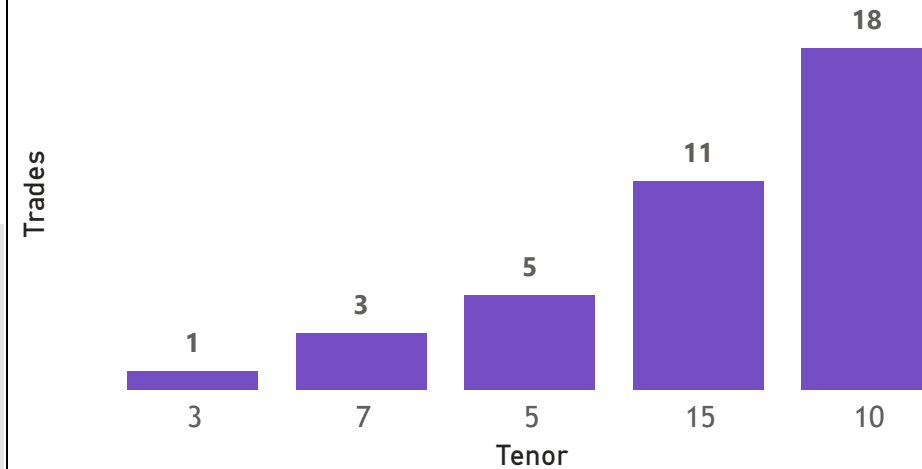
Nominal Value YTD



YTD trades



No. of Trades by Tenor



Primary Market January 18 2025 Auction

Tenor	Cut- Off Yield Rate	Coupon Rates	Range of Successful Yield Rates
2 Years	16.50	16.50	0.0000-16.5000
3 Years	19.95	19.95	15.0000-19.9500
5 Years	20.80	20.80	7.0000-20.8000
7 Years	21.50	21.50	12.0000-21.5000
10 Years	22.50	22.50	0.2300-22.5000
15 Years	23.25	23.25	0.2300-23.2500

*Disclaimer: This content is prepared from information received by the Commission through third-party reports. The range of prices by tenor and range of yields by tenor are based on dealer submissions. The content is indicative and intended for informational purposes only and shall not in any way be deemed to be investment advice, guidance or recommendation of the SEC. Users are responsible for making investment decisions and are advised to obtain independent professional advice before acting on or using this information.

GRZ Bonds Secondary Market Trade Summary Report

ISIN Code	Coupon Rate	Issue Date	Maturity Date	Trade Date/ Valuation Date	Years To Maturity	Nominal Value	Market Value	Min Trade Price	Max Trade Price	Min Yield	Max Yield
ZM1000004383	14	01/06/2020	01/06/2035	16/04/2025	10	K2,497,000.00	K1,999,198.87	80.06	80.06	19.92	19.92
ZM1000004383	14	01/06/2020	01/06/2035	23/04/2025	10	K1,992,000.00	K1,499,357.12	75.27	75.27	21.40	21.40
ZM1000004383	14	01/06/2020	01/06/2035	29/04/2025	10	K20,000,000.00	K15,675,093.70	72.66	72.66	20.50	20.50
ZM1000004383	14	01/06/2020	01/06/2035	31/03/2025	10	K1,873,000.00	K1,499,599.31	81.83	81.83	19.92	19.92
ZM1000006594	21.45	01/10/2024	01/10/2027	23/04/2025	2	K50,000.00	K51,086.21	102.17	102.17	21.00	21.00
ZM1000006628	25.75	01/10/2024	01/10/2034	23/04/2025	9	K1,614,212.00	K2,199,998.20	136.21	136.21	18.00	18.00
ZM1000006560	26.75	02/09/2024	02/09/2034	23/04/2025	9	K75,000,000.00	K98,551,795.68	127.95	131.82	20.00	20.50
ZM1000005695	13	04/03/2023	04/03/2033	25/04/2025	7	K769,000.00	K530,441.59	68.19	68.19	21.51	21.51
ZM1000006925	22.49	16/02/2025	16/02/2035	16/04/2025	9	K430,000.00	K499,808.64	109.10	109.10	19.61	19.61
ZM1000006925	22.49	16/02/2025	16/02/2035	22/04/2025	9	K64,000,000.00	K71,859,456.88	112.29	112.29	20.50	20.50
ZM1000003997	13	17/12/2018	17/12/2028	04/04/2025	3	K275,000.00	K229,911.44	83.87	83.87	21.09	21.09
ZM1000004979	13	20/09/2021	20/09/2031	17/03/2025	6	K916,000.00	K677,465.90	73.96	73.96	20.80	20.80
ZM1000005919	14	21/08/2023	21/08/2038	16/04/2025	13	K2,863,000.00	K2,199,264.74	76.64	76.90	19.37	19.44
ZM1000003062	14	21/11/2016	21/11/2031	21/03/2025	6	K7,384,000.00	K6,092,136.43	84.93	84.93	20.54	20.54
ZM1000005190	11	23/03/2022	23/03/2027	23/04/2025	1	K286,000.00	K267,933.88	93.68	93.68	15.50	15.50
ZM1000006453	22.5	24/06/2024	24/06/2029	23/04/2025	4	K201,000.00	K249,722.52	124.24	124.24	16.70	16.70
ZM1000004672	13	25/01/2021	25/01/2031	04/01/2025	6	K275,000,000.00	K227,075,048.98	82.50	82.63	18.75	18.75
ZM1000004672	13	25/01/2021	25/01/2031	04/11/2025	5	K125,000,000.00	K103,125,022.26	82.50	82.50	18.75	18.75
ZM1000004680	14	25/01/2021	25/01/2036	31/03/2025	10	K450,000.00	K306,480.24	68.11	68.11	22.64	22.64
ZM1000006743	22.5	25/11/2024	25/11/2034	04/08/2025	9	K15,000,000.00	K17,731,346.10	118.21	118.21	22.10	22.10
ZM1000005794	11	26/06/2023	26/06/2028	23/04/2025	3	K120,000.00	K99,659.12	83.05	83.05	20.00	20.00
ZM1000005802	12	26/06/2023	26/06/2030	02/04/2025	5	K163,000.00	K139,490.76	80.72	80.72	17.50	17.50

Disclaimer: This content is prepared from information received by the Commission through third-party reports. The content is indicative and intended for informational purposes only and shall not in any way be deemed to be investment advice, guidance or recommendation of the SEC. Users are responsible for making investment decisions and are advised to obtain independent professional advice before acting on or using this information.