



**SECURITIES AND EXCHANGE COMMISSION**  
Protecting Investors in the Capital Markets

Date

< Tuesday, 22 April 2025 >

**K69.9M**

Total Nominal Value

**K56.3M**

Total Market Value

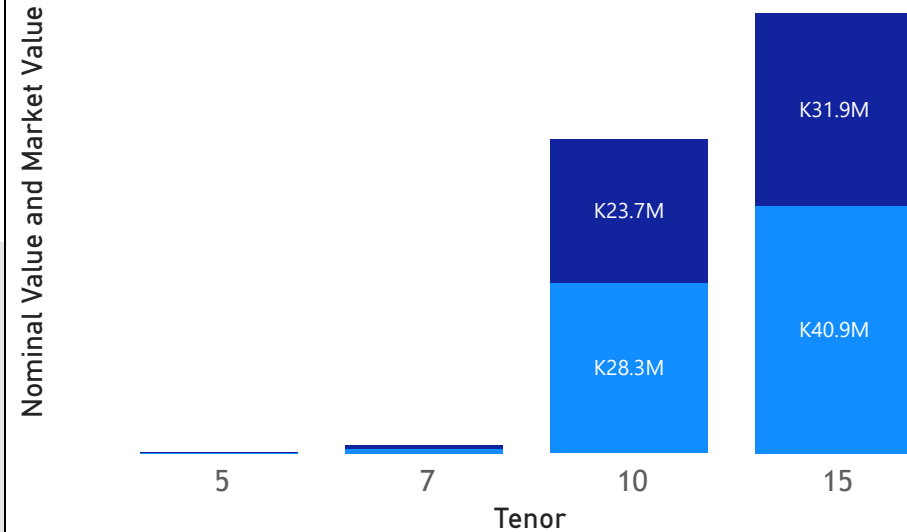
**41**

Number of Trades

# GRZ Bonds Secondary Market Trade Summary Report

## Consideration and Nominal Value

● Nominal Value ● Market Value



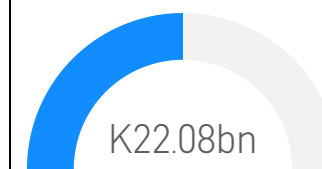
## Range of Trade Prices (ZMW)\*

Tenor	Min	Max
5	103.64	103.64
7	87.40	87.40
10	71.59	116.15
15	70.03	118.60

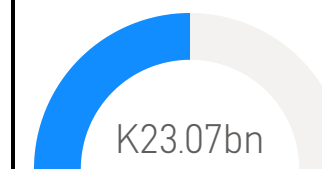
## Range of Yields Rates\*

Tenor	Min	Max
5	24.00	24.00
7	18.70	18.70
10	17.00	24.00
15	13.50	23.50

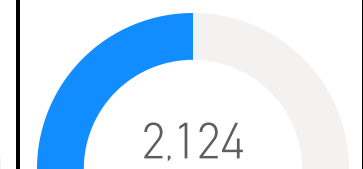
## Market Value YTD



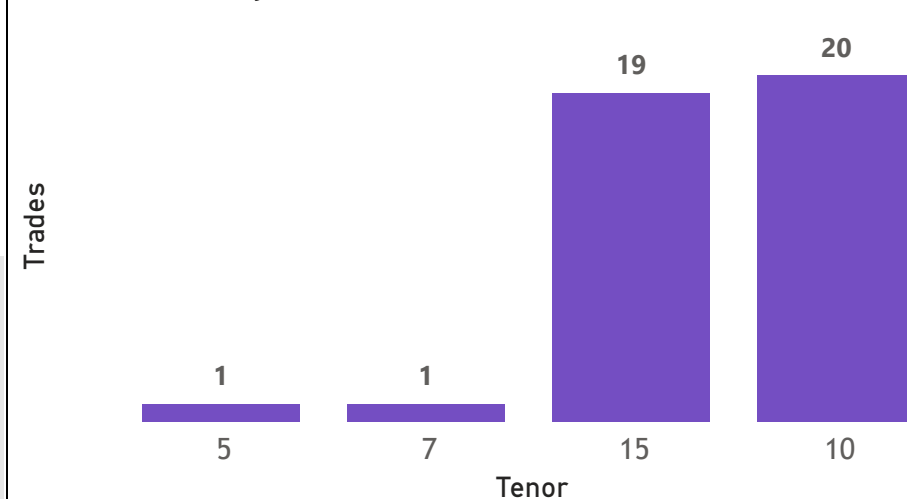
## Nominal Value YTD



## YTD trades



## No. of Trades by Tenor



## Primary Market January 18 2025 Auction

Tenor	Cut- Off Yield Rate	Coupon Rates	Range of Successful Yield Rates
2 Years	16.50	16.50	0.0000-16.5000
3 Years	19.95	19.95	15.0000-19.9500
5 Years	20.80	20.80	7.0000-20.8000
7 Years	21.50	21.50	12.0000-21.5000
10 Years	22.50	22.50	0.2300-22.5000
15 Years	23.25	23.25	0.2300-23.2500

\*Disclaimer: This content is prepared from information received by the Commission through third-party reports. The range of prices by tenor and range of yields by tenor are based on dealer submissions. The content is indicative and intended for informational purposes only and shall not in any way be deemed to be investment advice, guidance or recommendation of the SEC. Users are responsible for making investment decisions and are advised to obtain independent professional advice before acting on or using this information.

# GRZ Bonds Secondary Market Trade Summary Report

ISIN Code	Coupon Rate	Issue Date	Maturity Date	Trade Date/ Valuation Date	Years To Maturity	Nominal Value	Market Value	Min Trade Price	Max Trade Price	Min Yield	Max Yield
ZM1000004383	14	01/06/2020	01/06/2035	17/03/2025	10	K701,000.00	K559,499.61	79.81	79.81	19.92	19.92
ZM1000004383	14	01/06/2020	01/06/2035	31/03/2025	10	K2,811,000.00	K2,249,431.78	81.83	81.83	19.92	19.92
ZM1000006248	26.5	02/04/2024	02/04/2039	02/04/2024	15	K100,000.00	K118,599.20	118.60	118.60	22.15	22.15
ZM1000003112	13	05/12/2016	05/12/2026	04/11/2025	1	K622,000.00	K597,094.93	96.00	96.00	19.41	19.41
ZM1000001751	14	20/02/2012	16/02/2027	22/04/2025	1	K1,904,646.00	K2,000,000.74	105.03	105.03	13.50	13.50
ZM1000006925	22.49	16/02/2025	16/02/2035	04/11/2025	9	K1,291,000.00	K1,499,486.87	116.15	116.15	19.54	19.54
ZM1000006925	22.49	16/02/2025	16/02/2035	22/04/2027	7	K100,000.00	K99,259.85	99.26	99.26	23.70	23.70
ZM1000003997	13	17/12/2018	17/12/2028	04/11/2025	3	K4,990,000.00	K4,197,481.84	84.12	84.12	21.13	21.13
ZM1000006180	26.5	19/02/2024	19/02/2039	22/04/2025	13	K120,086.00	K140,000.78	116.62	116.62	23.50	23.50
ZM1000006867	22.5	20/01/2025	20/01/2035	22/04/2027	7	K100,000.00	K99,946.73	99.95	99.95	24.00	24.00
ZM1000004979	13	20/09/2021	20/09/2031	22/04/2025	6	K15,811,686.00	K13,000,002.40	80.68	85.90	17.00	18.60
ZM1000005901	13	21/08/2023	21/08/2033	02/08/2024	9	K2,745,000.00	K2,199,141.43	80.10	80.14	18.16	18.16
ZM1000005901	13	21/08/2023	21/08/2033	15/04/2025	8	K1,247,000.00	K999,976.61	80.19	80.19	18.20	18.20
ZM1000005919	14	21/08/2023	21/08/2038	14/03/2025	13	K521,000.00	K399,429.28	76.67	76.67	19.37	19.37
ZM1000005919	14	21/08/2023	21/08/2038	15/04/2025	13	K65,000.00	K49,959.18	76.86	76.86	19.37	19.37
ZM1000005919	14	21/08/2023	21/08/2038	17/04/2025		K9,500,000.00	K6,856,015.96	70.06	70.06	20.65	20.65
ZM1000005810	13	26/06/2023	26/06/2033	04/11/2025	7	K43,000.00	K34,691.12	80.68	80.68	18.63	18.63
ZM1000005570	13	27/12/2022	27/12/2032	23/04/2025	7	K1,329,000.00	K1,006,761.36	71.59	71.59	20.47	20.47
ZM1000006669	21.49	28/10/2024	28/10/2029	22/04/2027	2	K55,600.00	K57,621.28	103.64	103.64	24.00	24.00
ZM1000005034	12	29/11/2021	29/11/2028	16/04/2025	3	K696,000.00	K608,305.99	87.40	87.40	18.70	18.70
ZM1000005976	14	30/11/2023	30/11/2038	15/04/2025	13	K14,315,000.00	K11,164,785.94	75.88	75.88	19.38	20.65
ZM1000005976	14	30/11/2023	30/11/2038	17/03/2025	13	K864,000.00	K699,191.44	80.92	80.92	19.38	19.38

Disclaimer: This content is prepared from information received by the Commission through third-party reports. The content is indicative and intended for informational purposes only and shall not in any way be deemed to be investment advice, guidance or recommendation of the SEC. Users are responsible for making investment decisions and are advised to obtain independent professional advice before acting on or using this information.