



Issuance method

☒ Discount Bonds

☐ Par Bonds

K120.0M

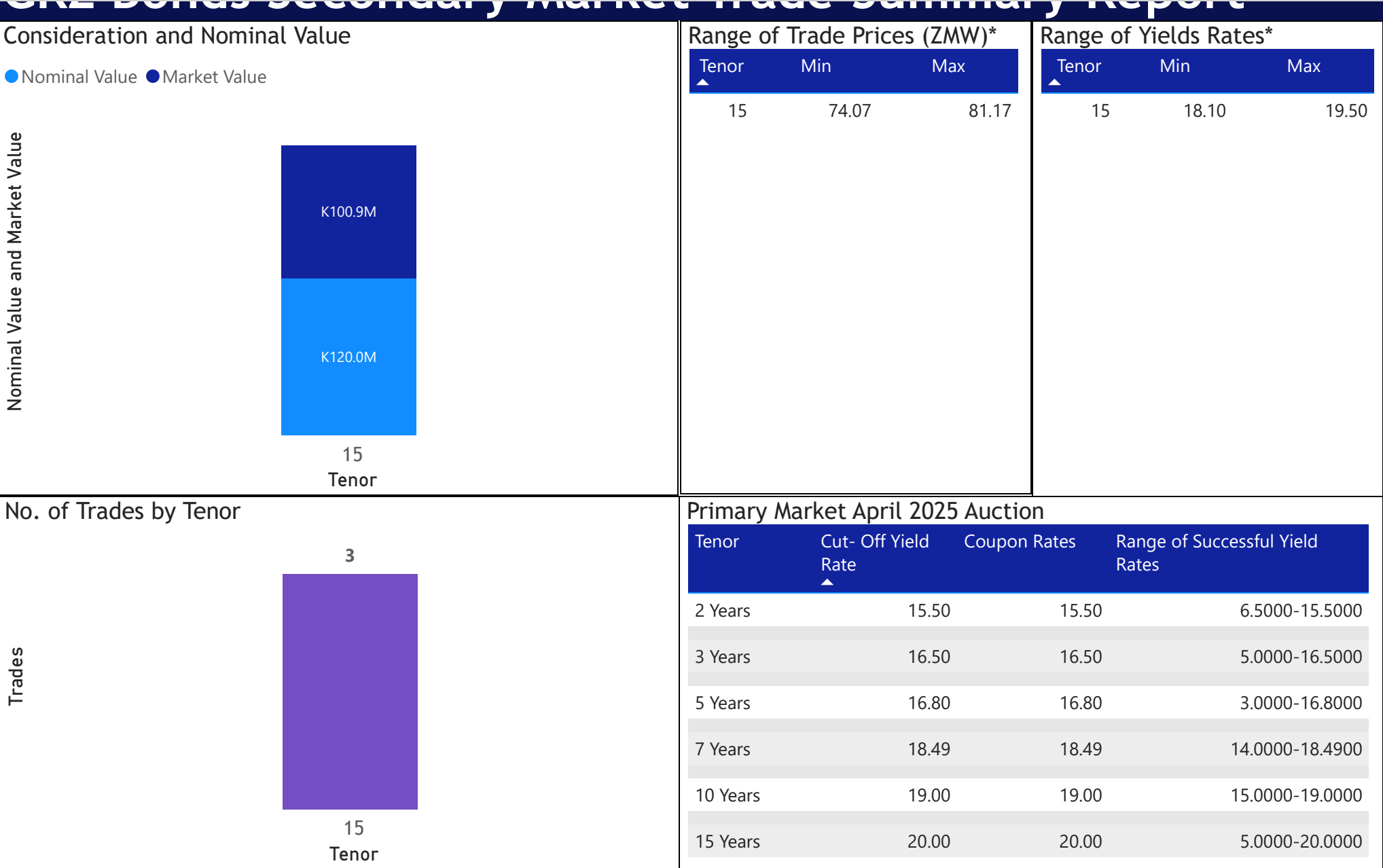
Total Nominal Value

K100.9M

Total Market Value

3

Number of Trades



*Disclaimer: This content is prepared from information received by the Commission through third-party reports. The range of prices by tenor and range of yields by tenor are based on dealer submissions. The content is indicative and intended for informational purposes only and shall not in any way be deemed to be investment advice, guidance or recommendation of the SEC. Users are responsible for making investment decisions and are advised to obtain independent professional advice before acting on or using this information.



Issuance method

☐ Discount Bonds

☒ Par Bonds

K100.1M

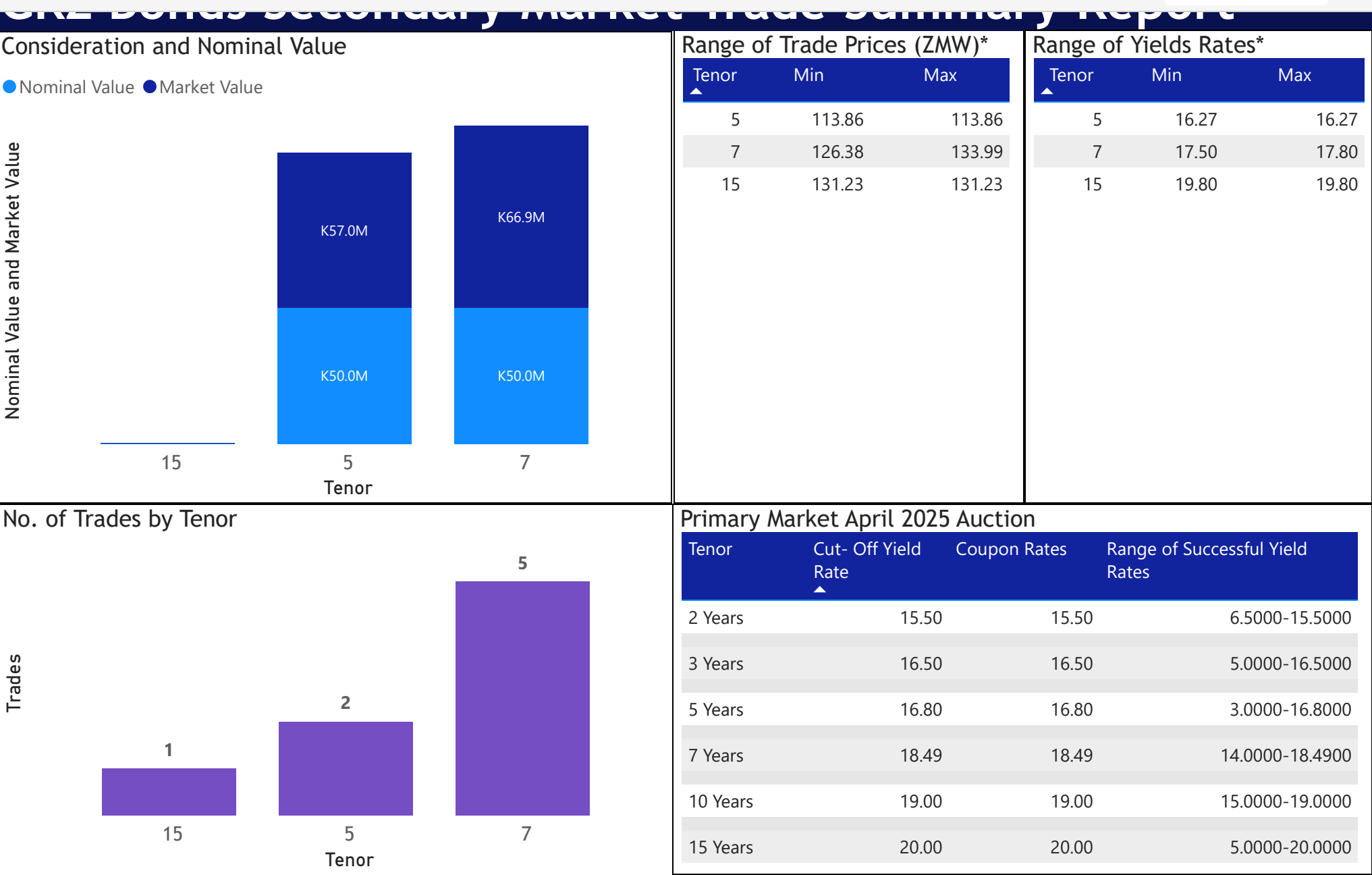
Total Nominal Value

K124.0M

Total Market Value

8

Number of Trades



*Disclaimer: This content is prepared from information received by the Commission through third-party reports. The range of prices by tenor and range of yields by tenor are based on dealer submissions. The content is indicative and intended for informational purposes only and shall not in any way be deemed to be investment advice, guidance or recommendation of the SEC. Users are responsible for making investment decisions and are advised to obtain independent professional advice before acting on or using this information.

Date

< Thursday, 29 May 2025

K220.1M

Total Nominal Value

K224.9M

Total Market Value

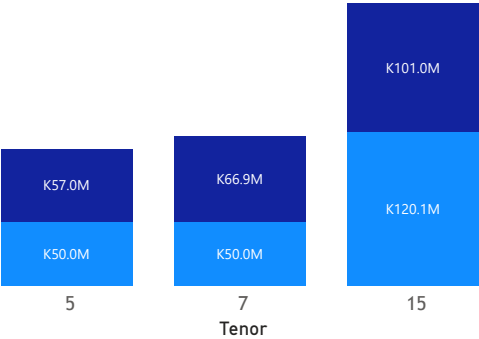
11

Number of Trades

Consideration and Nominal Value

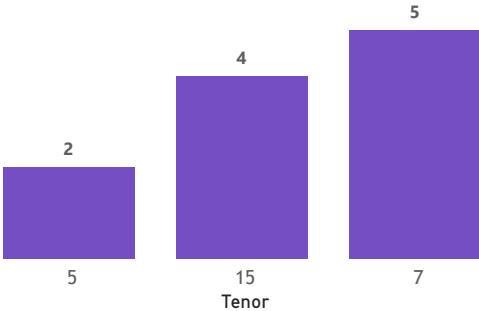
● Nominal Value ● Market Value

Nominal Value and Market Value



No. of Trades by Tenor

Trades



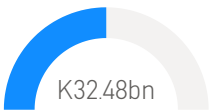
Range of Trade Prices (ZMW)*

Tenor	Min	Max
5	113.86	113.86
7	126.38	133.99
15	74.07	131.23

Range of Yields Rates*

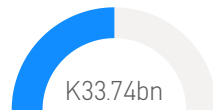
Tenor	Min	Max
5	16.27	16.27
7	17.50	17.80
15	18.10	19.80

Market Value YTD



2024:17.95bn

Nominal Value YTD



2024:23.37bn

YTD trades



2024:2,760

Primary Market May 2025 Auction

Tenor	Cut- Off Yield Rate	Coupon Rates	Range of Successful Yield Rates
2 Years	15.50	15.50	6.5000-15.5000
3 Years	16.50	16.50	5.0000-16.5000
5 Years	16.80	16.80	3.0000-16.8000
7 Years	18.49	18.49	14.0000-18.4900
10 Years	19.00	19.00	15.0000-19.0000
15 Years	20.00	20.00	5.0000-20.0000

*Disclaimer: This content is prepared from information received by the Commission through third-party reports. The range of prices by tenor and range of yields by tenor are based on dealer submissions. The content is indicative and intended for informational purposes only and shall not in any way be deemed to be investment advice, guidance or recommendation of the SEC. Users are responsible for making investment decisions and are advised to obtain independent professional advice before acting on or using this information.

ISIN Code	Coupon Rate	Issue Date	Maturity Date	Trade Date/ Valuation Date	Years To Maturity	Nominal Value	Market Value	Min Trade Price	Max Trade Price	Min Yield	Max Yield
ZM1000006248	26.5	02/04/2024	02/04/2039	28/05/2025	13	K65,000.00	K87,986.46	131.23	131.23	19.80	19.80
ZM1000006552	25	02/09/2024	02/09/2031	03/06/2025	6	K20,000,000.00	K26,682,882.60	126.38	127.71	17.50	17.80
ZM1000006552	25	02/09/2024	02/09/2031	29/05/2025		K10,000,000.00	K13,383,029.04	127.73	127.73	17.50	17.50
ZM1000006552	25	02/09/2024	02/09/2031	29/05/2025	6	K20,000,000.00	K26,790,685.34	133.74	133.99	17.50	17.50
ZM1000006727	20.74	25/11/2024	25/11/2029	29/05/2025	4	K50,000,000.00	K57,044,843.84	113.86	113.86	16.27	16.27
ZM1000004466	14	27/07/2020	27/07/2035	29/05/2025	10	K100,000,000.00	K85,850,452.06	81.17	81.17	18.10	18.10
ZM1000005976	14	30/11/2023	30/11/2038	29/05/2025		K20,000,000.00	K15,043,356.99	74.07	74.07	19.50	19.50