



Issuance method

Discount Bonds

Par Bonds

K12.6M

Total Nominal Value

K11.3M

Total Market Value

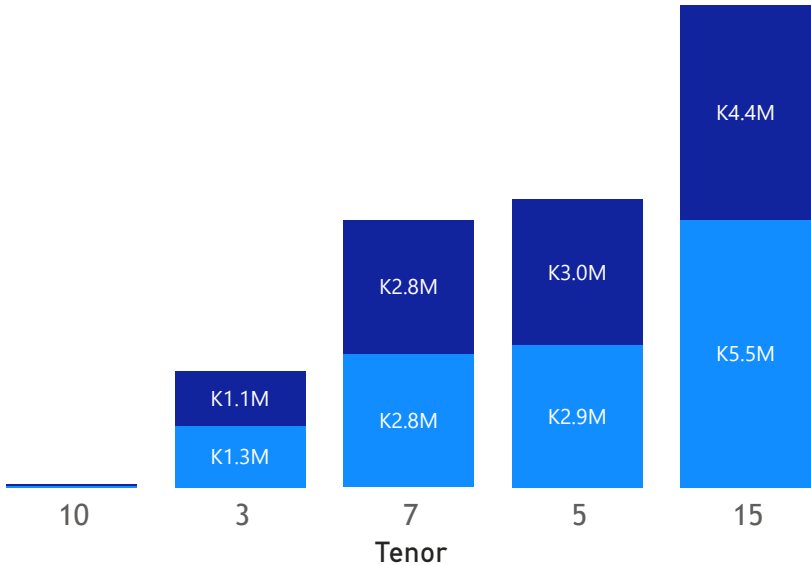
18

Number of Trades

Consideration and Nominal Value

● Nominal Value ● Market Value

Nominal Value and Market Value



Range of Trade Prices (ZMW)*

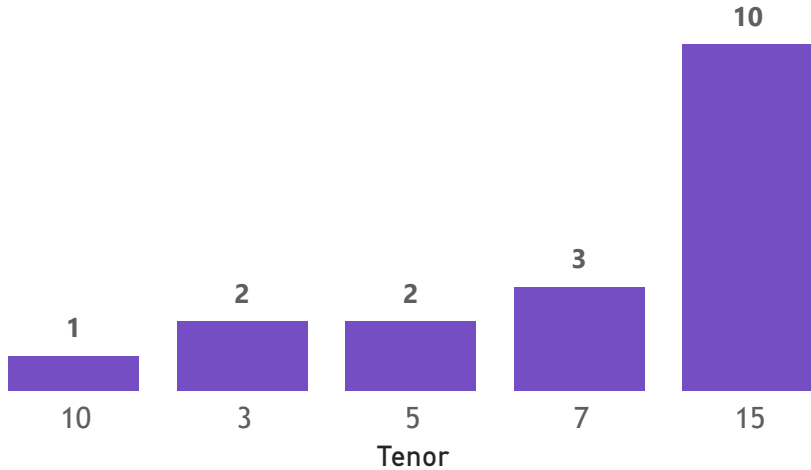
Tenor	Min	Max
3	86.88	88.01
5	93.82	102.36
7	96.27	103.64
10	75.72	75.72
15	76.53	83.01

Range of Yields Rates*

Tenor	Min	Max
3	19.90	21.00
5	12.80	16.50
7	11.65	13.90
10	19.00	19.00
15	17.75	19.00

No. of Trades by Tenor

Trades



Primary Market April 2025 Auction

Tenor	Cut- Off Yield Rate	Coupon Rates	Range of Successful Yield Rates
2 Years	15.50	15.50	6.5000-15.5000
3 Years	16.50	16.50	5.0000-16.5000
5 Years	16.80	16.80	3.0000-16.8000
7 Years	18.49	18.49	14.0000-18.4900
10 Years	19.00	19.00	15.0000-19.0000
15 Years	20.00	20.00	5.0000-20.0000

*Disclaimer: This content is prepared from information received by the Commission through third-party reports. The range of prices by tenor and range of yields by tenor are based on dealer submissions. The content is indicative and intended for informational purposes only and shall not in any way be deemed to be investment advice, guidance or recommendation of the SEC. Users are responsible for making investment decisions and are advised to obtain independent professional advice before acting on or using this information.



Issuance method

☐ Discount Bonds

☒ Par Bonds

K677.5M

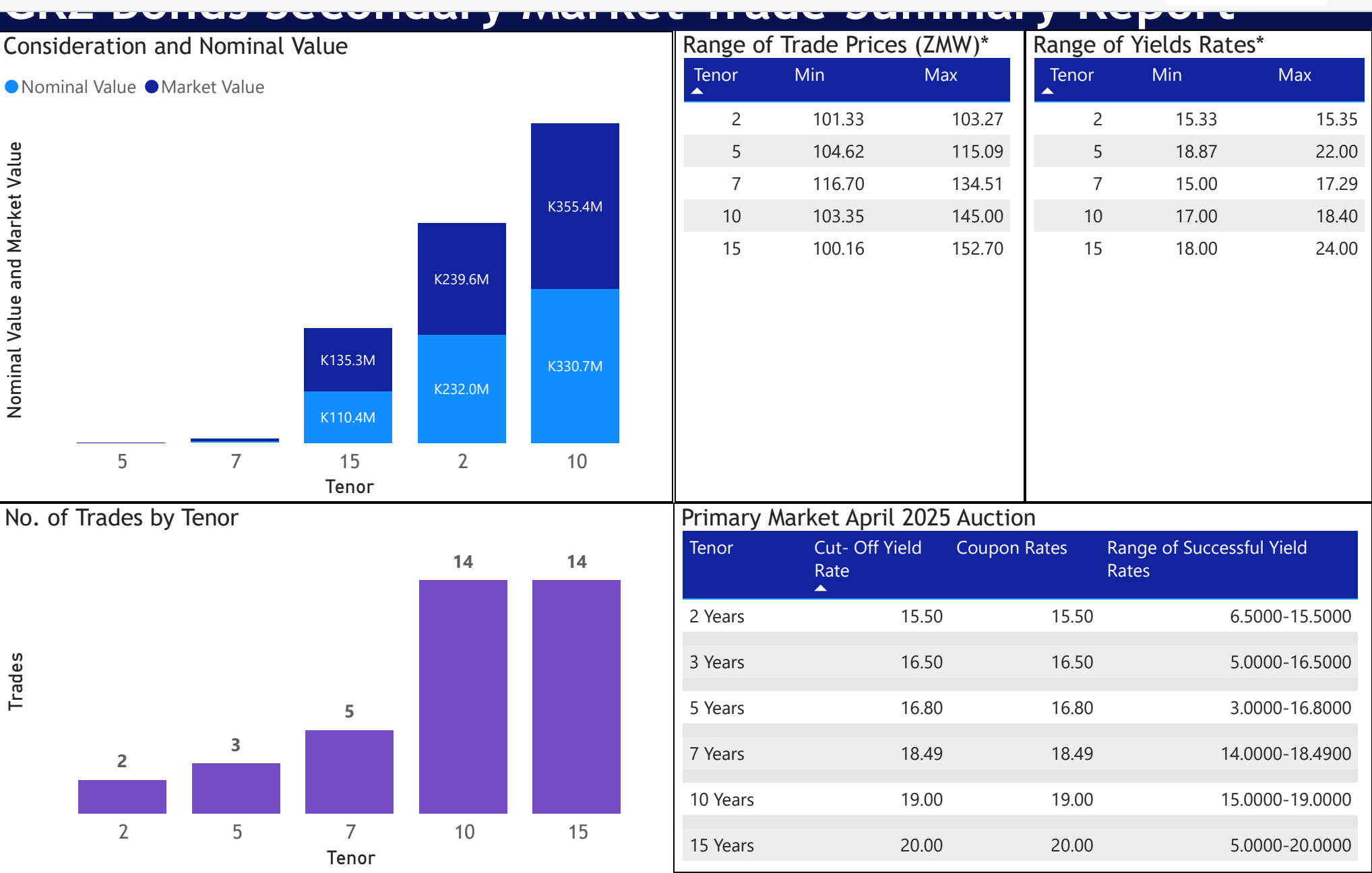
Total Nominal Value

K735.6M

Total Market Value

38

Number of Trades



*Disclaimer: This content is prepared from information received by the Commission through third-party reports. The range of prices by tenor and range of yields by tenor are based on dealer submissions. The content is indicative and intended for informational purposes only and shall not in any way be deemed to be investment advice, guidance or recommendation of the SEC. Users are responsible for making investment decisions and are advised to obtain independent professional advice before acting on or using this information.

SEC

SECURITIES AND EXCHANGE COMMISSION

Protecting Investors in the Capital Markets

Date

< Friday, 6 June 2025

K690.0M

Total Nominal Value

LuSE-Nominal value 49m

K746.9M

Total Market Value

Luse-Market Value 53.54m

56

Number of Trades

LuSE-number of Trades 2

Consideration and Nominal Value

Nominal Value

Market Value

Nominal Value and Market Value

3

5

7

15

2

10

K115.9M

K232.0M

K139.7M

K239.6M

K330.8M

K355.5M

Range of Trade Prices (ZMW)*

Tenor	Min	Max
2	101.33	103.27
3	86.88	88.01
5	93.82	115.09
7	96.27	134.51
10	75.72	145.00
15	76.53	152.70

Range of Yields Rates*

Tenor	Min	Max
2	15.33	15.35
3	19.90	21.00
5	12.80	22.00
7	11.65	17.29
10	17.00	19.00
15	17.75	24.00

Market Value YTD

Nominal Value YTD

YTD trades

K34.14bn

2024:18.56bn

K35.35bn

2024:24.18bn

2,963

2024:2,906

No. of Trades by Tenor

Trades

2

2

5

8

15

24

2

3

5

7

10

15

Primary Market May 2025 Auction

Tenor	Cut- Off Yield Rate	Coupon Rates	Range of Successful Yield Rates
2 Years	15.50	15.50	6.5000-15.5000
3 Years	16.50	16.50	5.0000-16.5000
5 Years	16.80	16.80	3.0000-16.8000
7 Years	18.49	18.49	14.0000-18.4900
10 Years	19.00	19.00	15.0000-19.0000
15 Years	20.00	20.00	5.0000-20.0000

*Disclaimer: This content is prepared from information received by the Commission through third-party reports. The range of prices by tenor and range of yields by tenor are based on dealer submissions. The content is indicative and intended for informational purposes only and shall not in any way be deemed to be investment advice, guidance or recommendation of the SEC. Users are responsible for making investment decisions and are advised to obtain independent professional advice before acting on or using this information.

ISIN Code	Coupon Rate	Issue Date	Maturity Date	Trade Date/ Valuation Date	Years To Maturity	Nominal Value	Market Value	Min Trade Price	Max Trade Price	Min Yield	Max Yield
ZM1000004383	14	01/06/2020	01/06/2035	06/06/2025	10	K1,847,000.00	K1,449,659.37	78.48	78.52	18.90	18.90
ZM1000006602	23.5	01/10/2024	01/10/2029	06/06/2025	4	K15,000.00	K16,242.13	108.28	108.28	22.00	22.00
ZM1000006628	25.75	01/10/2024	01/10/2034	06/06/2025	9	K746,410.00	K1,082,969.28	145.00	145.00	17.00	17.00
ZM1000006636	27.75	01/10/2024	01/10/2039	12/06/2025	14	K41,500.00	K57,480.64	133.03	133.03	20.50	20.50
ZM1000006214	22	02/04/2024	02/04/2029	06/06/2025	3	K20,000.00	K20,923.44	104.62	104.62	21.60	21.60
ZM1000006222	23	02/04/2024	02/04/2031	06/06/2025	6	K804,312.00	K1,081,998.56	134.51	134.51	15.00	15.00
ZM1000006248	26.5	02/04/2024	02/04/2039	06/05/2025	14	K732,756.00	K1,081,999.12	147.65	147.65	18.00	18.00
ZM1000006917	21	16/02/2025	16/02/2032	06/06/2025	7	K855,688.00	K1,082,000.66	126.46	126.46	16.00	16.00
ZM1000006933	22.8	16/02/2025	16/02/2040	06/06/2025	15	K823,260.00	K1,082,000.44	131.45	131.45	18.00	18.00
ZM1000006982	21.48	17/03/2025	17/03/2035	06/06/2025	9	K60,000,000.00	K72,085,137.57	114.87	115.62	18.00	18.15
ZM1000004953	11	20/09/2021	20/09/2026	14/06/2025	1	K209,500.00	K201,739.35	93.82	93.82	16.50	16.50
ZM1000006123	26.5	22/01/2024	22/01/2039	06/06/2025	14	K708,918.00	K1,082,000.12	152.70	152.70	18.00	18.00
ZM1000004748	14	22/03/2021	22/03/2036	05/06/2025	10	K23,518.00	K20,082.00	82.16	82.16	17.75	17.75
ZM1000006784	20.8	23/12/2024	23/12/2029	04/06/2025	4	K47,000.00	K54,090.58	115.09	115.09	18.87	18.87
ZM1000005133	14	24/01/2022	24/01/2037	06/06/2025	11	K104,000.00	K85,304.38	76.81	76.81	19.00	19.00
ZM1000005851	14	24/07/2023	24/07/2038	03/06/2025	13	K782,000.00	K649,170.81	83.01	83.01	18.52	18.52
ZM1000005372	14	25/07/2022	25/07/2037	06/06/2025	12	K415,000.00	K339,092.28	76.53	76.53	19.00	19.00
ZM1000006735	21.5	25/11/2024	25/11/2031	03/06/2025	6	K2,570,000.00	K2,999,263.23	116.70	116.70	17.29	17.29
ZM1000006750	23.29	25/11/2024	25/11/2039	06/06/2025	14	K36,000,000.00	K43,912,634.31	120.89	120.89	19.00	19.00
ZM1000006750	23.29	25/11/2024	25/11/2039	07/06/2025	14	K16,000,000.00	K19,572,262.36	121.24	121.24	18.94	18.94
ZM1000006750	23.29	25/11/2024	25/11/2039	08/06/2025	14	K16,000,000.00	K19,516,726.36	120.89	120.89	19.00	19.00
ZM1000006750	23.29	25/11/2024	25/11/2039	10/06/2025	14	K20,000,000.00	K24,465,327.95	121.24	121.24	18.94	18.94