



SECURITIES AND EXCHANGE COMMISSION
Protecting Investors in the Capital Markets

Issuance method

☐ (Blank)

☒ Discount Bonds

K70.2M

Total Nominal Value

K63.4M

Total Market Value

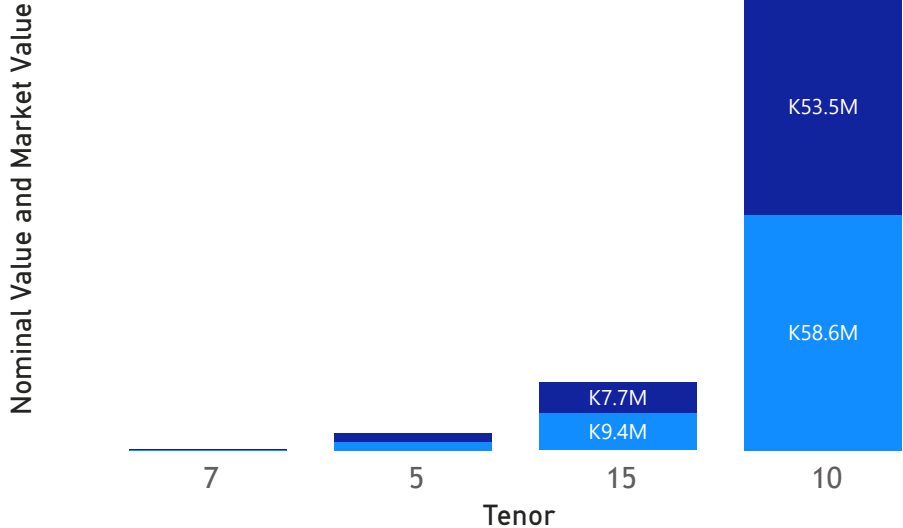
20

Number of Trades

GRZ Bonds Secondary Market Trade Summary Report

Consideration and Nominal Value

Nominal Value Market Value



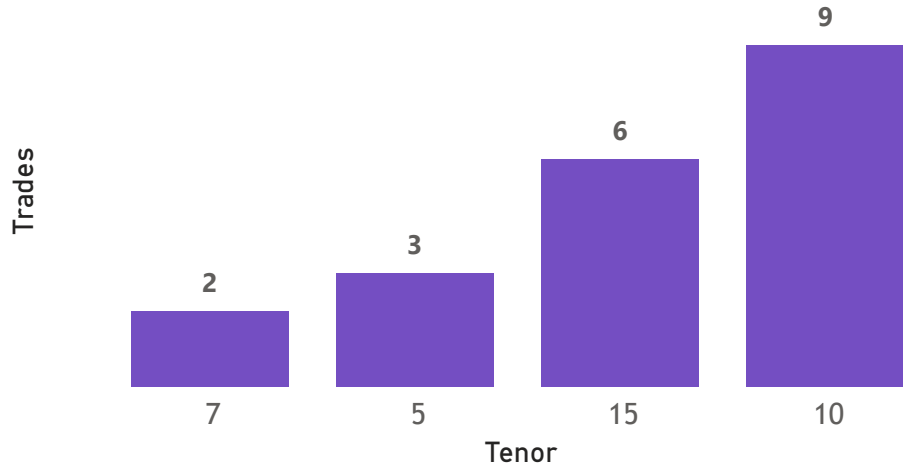
Range of Trade Prices (ZMW)*

Tenor	Min	Max
5	92.14	102.03
7	92.31	92.31
10	75.72	87.53
15	78.96	95.44

Range of Yields Rates*

Tenor	Min	Max
5	12.94	16.50
7	15.00	15.00
10	16.50	19.00
15	17.10	27.75

No. of Trades by Tenor



Primary Market April 2025 Auction

Tenor	Cut- Off Yield Rate	Coupon Rates	Range of Successful Yield Rates
2 Years	15.50	15.50	6.5000-15.5000
3 Years	16.50	16.50	5.0000-16.5000
5 Years	16.80	16.80	3.0000-16.8000
7 Years	18.49	18.49	14.0000-18.4900
10 Years	19.00	19.00	15.0000-19.0000
15 Years	20.00	20.00	5.0000-20.0000

*Disclaimer: This content is prepared from information received by the Commission through third-party reports. The range of prices by tenor and range of yields by tenor are based on dealer submissions. The content is indicative and intended for informational purposes only and shall not in any way be deemed to be investment advice, guidance or recommendation of the SEC. Users are responsible for making investment decisions and are advised to obtain independent professional advice before acting on or using this information.



SECURITIES AND EXCHANGE COMMISSION
Protecting Investors in the Capital Markets

Issuance method

(Blank)

Discount Bonds

K11.5M
Total Nominal Value

K15.1M
Total Market Value

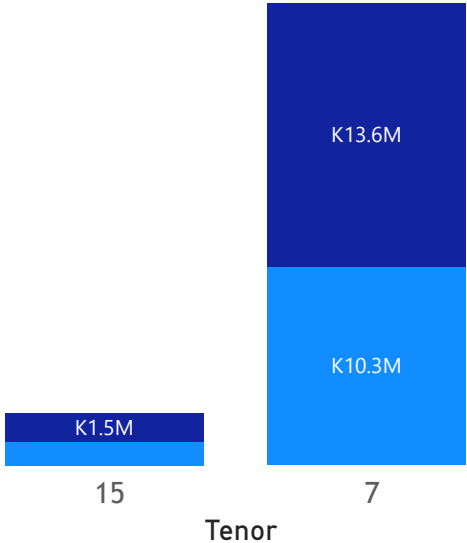
4
Number of Trades

GRZ Bonds Secondary Market Trade Summary Report

Consideration and Nominal Value

Nominal Value Market Value

Nominal Value and Market Value



Range of Trade Prices (ZMW)*

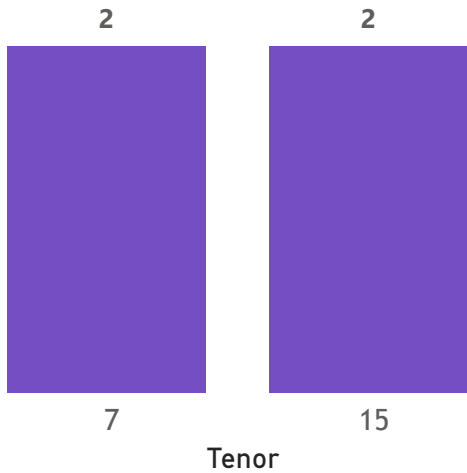
Tenor	Min	Max
7	117.32	126.60
15	119.11	133.04

Range of Yields Rates*

Tenor	Min	Max
7	17.12	17.75
15	19.42	20.50

No. of Trades by Tenor

Trades



Primary Market April 2025 Auction

Tenor	Cut- Off Yield Rate	Coupon Rates	Range of Successful Yield Rates
2 Years	15.50	15.50	6.5000-15.5000
3 Years	16.50	16.50	5.0000-16.5000
5 Years	16.80	16.80	3.0000-16.8000
7 Years	18.49	18.49	14.0000-18.4900
10 Years	19.00	19.00	15.0000-19.0000
15 Years	20.00	20.00	5.0000-20.0000

*Disclaimer: This content is prepared from information received by the Commission through third-party reports. The range of prices by tenor and range of yields by tenor are based on dealer submissions. The content is indicative and intended for informational purposes only and shall not in any way be deemed to be investment advice, guidance or recommendation of the SEC. Users are responsible for making investment decisions and are advised to obtain independent professional advice before acting on or using this information.



SECURITIES AND EXCHANGE COMMISSION
Protecting Investors in the Capital Markets

Date

< Wednesday, 4 June 2025

K81.7M

Total Nominal Value

K78.4M

Total Market Value

24

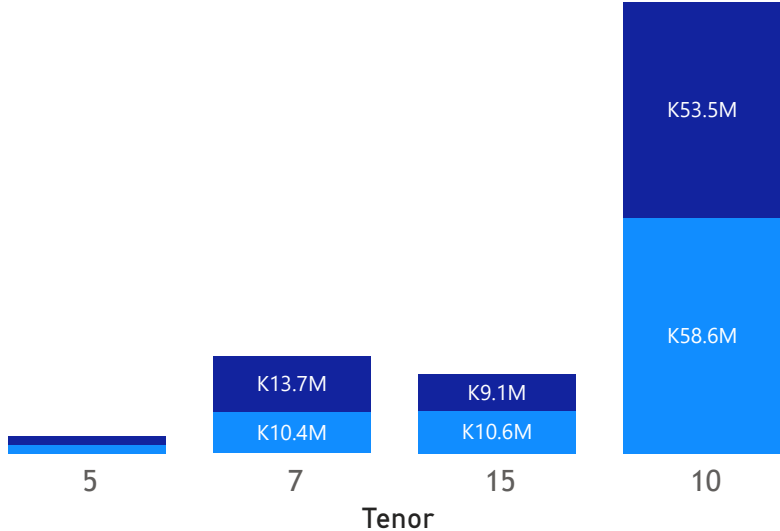
Number of Trades

GRZ Bonds Secondary Market Trade Summary Report

Consideration and Nominal Value

● Nominal Value ● Market Value

Nominal Value and Market Value



Range of Trade Prices (ZMW)*

Tenor	Min	Max
5	92.14	102.03
7	92.31	126.60
10	75.72	87.53
15	78.96	133.04

Range of Yields Rates*

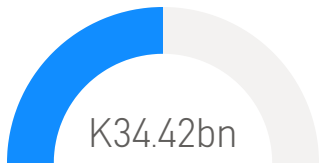
Tenor	Min	Max
5	12.94	16.50
7	15.00	17.75
10	16.50	19.00
15	17.10	27.75

Market Value YTD



2024:18.2bn

Nominal Value YTD



2024:23.71bn

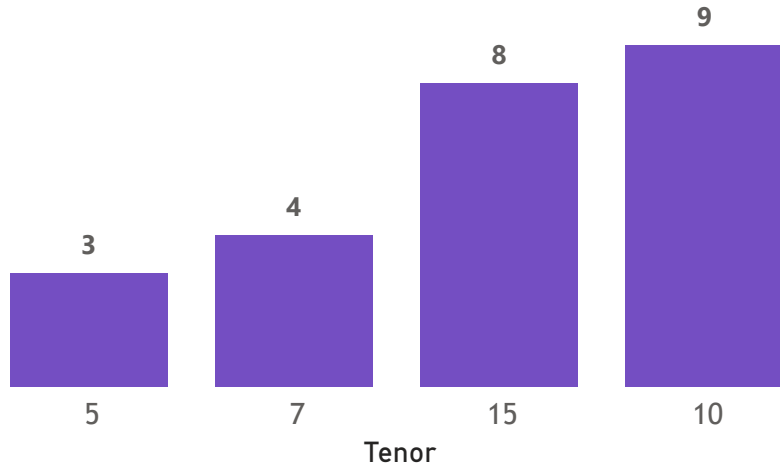
YTD trades



2024:2,837

No. of Trades by Tenor

Trades



Primary Market May 2025 Auction

Tenor	Cut-Off Yield Rate	Coupon rates	Range of Successful Yield Rates
2 Years	15.50	15.50	6.5000-15.5000
3 Years	16.50	16.50	5.0000-16.5000
5 Years	16.80	16.80	3.0000-16.8000
7 Years	18.49	18.49	14.0000-18.4900
10 Years	19.00	19.00	15.0000-19.0000
15 Years	20.00	20.00	5.0000-20.0000

*Disclaimer: This content is prepared from information received by the Commission through third-party reports. The range of prices by tenor and range of yields by tenor are based on dealer submissions. The content is indicative and intended for informational purposes only and shall not in any way be deemed to be investment advice, guidance or recommendation of the SEC. Users are responsible for making investment decisions and are advised to obtain independent professional advice before acting on or using this information.

GRZ Bonds Secondary Market Trade Summary Report

ISIN Code	Coupon Rate	Issue Date	Maturity Date	Trade Date/ Valuation Date	Years To Maturity	Nominal Value	Market Value	Min Trade Price	Max Trade Price	Min Yield	Max Yield
ZM1000004383	14	01/06/2020	01/06/2035	02/06/2025	10	K7,000,000.00	K5,675,331.79	81.08	81.08	18.20	18.20
ZM1000006636	27.75	01/10/2024	01/10/2039	05/06/2025	14	K120,000.00	K165,765.40	133.04	133.04	20.50	20.50
ZM1000006552	25	02/09/2024	02/09/2031	02/09/2024	6	K10,000,000.00	K13,297,166.30	126.60	126.60	17.75	17.75
ZM1000001140	14	22/11/2010	18/11/2025	02/06/2025	0	K150,000.00	K143,165.30	95.44	95.44	27.75	27.75
ZM1000005430	11	19/09/2022	19/09/2027	06/04/2025	2	K120,000.00	K110,574.70	92.14	92.14	16.50	16.50
ZM1000005901	13	21/08/2023	21/08/2033	02/08/2024	9	K118,000.00	K99,459.81	84.29	84.29	17.51	17.51
ZM1000003062	14	21/11/2016	21/11/2031	30/05/2025	5	K62,000.00	K54,967.83	88.66	88.66	17.10	17.10
ZM1000005851	14	24/07/2023	24/07/2038	30/05/2025	13	K1,976,000.00	K1,638,769.07	82.93	82.93	18.52	18.52
ZM1000004656	11	25/01/2021	25/01/2026	25/01/2021	0	K500,000.00	K511,751.86	98.46	98.46	13.50	13.50
ZM1000004672	13	25/01/2021	25/01/2031	25/01/2021	5	K50,000,000.00	K46,014,968.49	87.40	87.40	16.50	16.50
ZM1000006735	21.5	25/11/2024	25/11/2031	30/05/2025	6	K281,000.00	K329,672.69	117.32	117.32	17.12	17.12
ZM1000006750	23.29	25/11/2024	25/11/2039	29/05/2025	4	K1,091,000.00	K1,299,516.00	119.11	119.11	19.42	19.42
ZM1000005810	13	26/06/2023	26/06/2033	09/06/2025	8	K30,000.00	K24,478.08	75.72	75.72	19.00	19.00
ZM1000005075	11	27/12/2021	27/12/2026	06/02/2025	1	K1,470,000.00	K1,499,869.03	102.03	102.03	12.94	12.94
ZM1000005570	13	27/12/2022	27/12/2032	28/05/2025	7	K3,886,000.00	K3,398,352.87	87.45	87.45	17.39	17.39
ZM1000005570	13	27/12/2022	27/12/2032	29/05/2025	7	K685,000.00	K599,314.70	87.49	87.49	17.39	17.39
ZM1000005570	13	27/12/2022	27/12/2032	30/05/2025	7	K3,905,150.00	K3,333,994.49	83.69	87.53	17.39	18.50
ZM1000005034	12	29/11/2021	29/11/2028	06/04/2025	3	K108,348.00	K100,001.56	92.31	92.31	15.00	15.00
ZM1000005976	14	30/11/2023	30/11/2038	30/05/2025	13	K189,000.00	K149,225.07	78.96	78.96	18.57	18.57

Disclaimer: This content is prepared from information received by the Commission through third-party reports. The content is indicative and intended for informational purposes only and shall not in any way be deemed to be investment advice, guidance or recommendation of the SEC. Users are responsible for making investment decisions and are advised to obtain independent professional advice before acting on or using this information.