



SECURITIES AND EXCHANGE COMMISSION
Protecting Investors in the Capital Markets

Date

< Monday, 7 April 2025

K86.1M

Total Nominal Value

K84.6M

Total Market Value

18

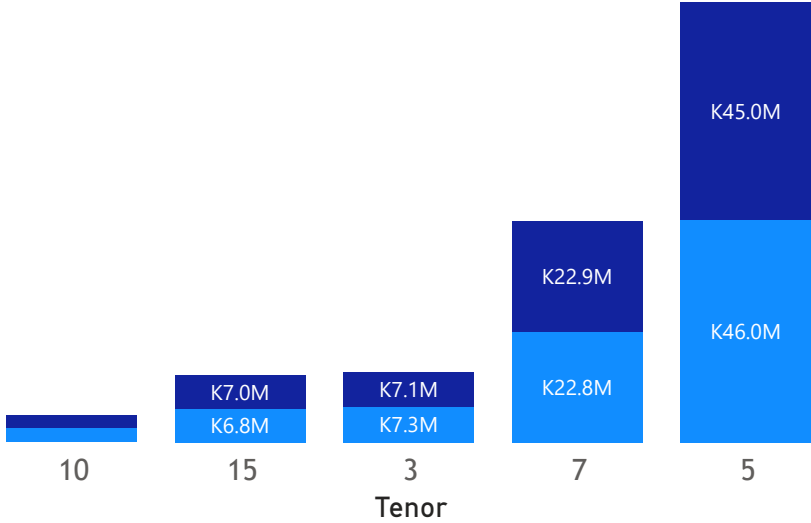
Number of Trades

GRZ Bonds Secondary Market Trade Summary Report

Consideration and Nominal Value

● Nominal Value ● Market Value

Nominal Value and Market Value



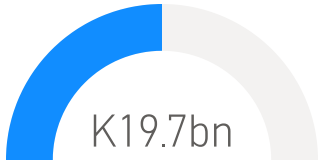
Range of Trade Prices (ZMW)*

Tenor	Min	Max
3	93.55	93.55
5	94.78	94.78
7	89.97	96.46
10	72.82	99.13
15	74.60	107.25

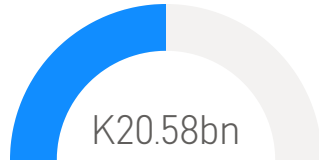
Range of Yields Rates*

Tenor	Min	Max
3	14.50	14.50
5	14.50	14.50
7	14.50	19.00
10	15.20	19.75
15	14.75	21.40

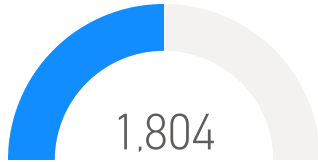
Market Value YTD



Nominal Value YTD

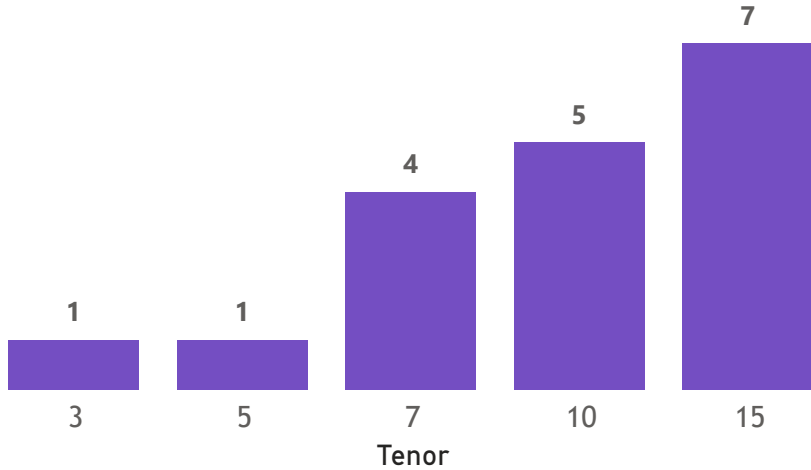


YTD trades



No. of Trades by Tenor

Trades



Primary Market January 18 2025 Auction

Tenor	Cut- Off Yield Rate	Coupon Rates	Range of Successful Yield Rates
2 Years	16.50	16.50	0.0000-16.5000
3 Years	19.95	19.95	15.0000-19.9500
5 Years	20.80	20.80	7.0000-20.8000
7 Years	21.50	21.50	12.0000-21.5000
10 Years	22.50	22.50	0.2300-22.5000
15 Years	23.25	23.25	0.2300-23.2500

*Disclaimer: This content is prepared from information received by the Commission through third-party reports. The range of prices by tenor and range of yields by tenor are based on dealer submissions. The content is indicative and intended for informational purposes only and shall not in any way be deemed to be investment advice, guidance or recommendation of the SEC. Users are responsible for making investment decisions and are advised to obtain independent professional advice before acting on or using this information.

GRZ Bonds Secondary Market Trade Summary Report

ISIN Code	Coupon Rate	Issue Date	Maturity Date	Trade Date/ Valuation Date	Years To Maturity	Nominal Value	Market Value	Min Trade Price	Max Trade Price	Min Yield	Max Yield
ZM1000004383	14	01/06/2020	01/06/2035	07/04/2025	10	K442,000.00	K329,737.01	74.60	74.60	21.40	21.40
ZM1000004193	12	02/12/2019	02/12/2026	02/12/2019	7	K22,500,000.00	K22,619,782.29	96.39	96.39	14.50	14.50
ZM1000006990	21.8	17/03/2025	17/03/2040	04/07/2025	14	K350,558.00	K372,001.56	105.15	107.25	20.50	20.95
ZM1000004102	12	17/06/2019	17/06/2026	04/07/2025	0	K207,358.00	K199,999.88	96.46	96.46	19.00	19.00
ZM1000003351	13	18/12/2017	18/12/2027	07/04/2025	2	K625,000.00	K619,589.43	99.13	99.13	15.20	15.20
ZM1000004979	13	20/09/2021	20/09/2031	04/07/2025	6	K1,406,334.00	K1,199,999.66	85.33	85.33	17.00	17.00
ZM1000005901	13	21/08/2023	21/08/2033	21/08/2023	10	K525,000.00	K390,720.96	72.82	72.82	19.75	19.75
ZM1000001967	14	26/11/2012	23/11/2027	26/11/2012	15	K6,056,000.00	K6,258,324.99	98.35	98.35	14.75	14.75
ZM1000005810	13	26/06/2023	26/06/2033	26/06/2023	10	K534,000.00	K409,256.94	73.01	73.01	19.75	19.75
ZM1000004342	12	27/04/2020	27/04/2027	07/04/2025	2	K100,000.00	K99,175.33	89.97	89.97	15.60	15.60
ZM1000005992	10	27/11/2023	27/11/2026	27/11/2023	3	K7,308,000.00	K7,088,581.30	93.55	93.55	14.50	14.50
ZM1000005075	11	27/12/2021	27/12/2026	27/12/2021	5	K46,000,000.00	K44,998,366.38	94.78	94.78	14.50	14.50

Disclaimer: This content is prepared from information received by the Commission through third-party reports. The content is indicative and intended for informational purposes only and shall not in any way be deemed to be investment advice, guidance or recommendation of the SEC. Users are responsible for making investment decisions and are advised to obtain independent professional advice before acting on or using this information.