



SECURITIES AND EXCHANGE COMMISSION
Protecting Investors in the Capital Markets

Date

< Monday, 17 March 2025 >

K127.6M

Total Nominal Value

K123.0M

Total Market Value

14

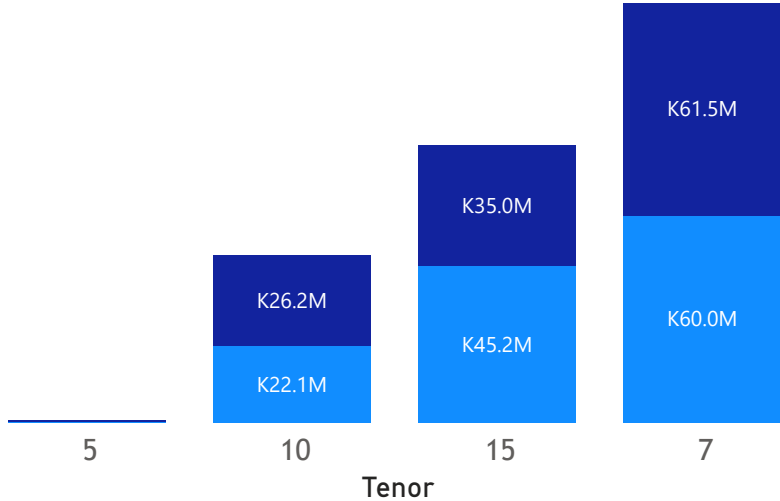
Number of Trades

GRZ Bonds Secondary Market Trade Summary Report

Consideration and Nominal Value

● Nominal Value ● Market Value

Nominal Value and Market Value



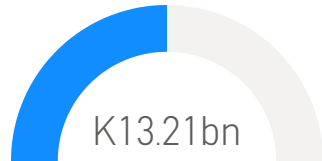
Range of Trade Prices (ZMW)*

Tenor	Min	Max
5	100.39	100.39
7	96.84	107.19
10	72.81	122.24
15	69.70	112.63

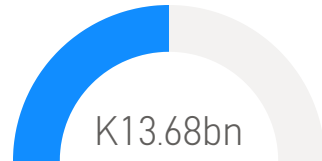
Range of Yields Rates*

Tenor	Min	Max
5	24.20	24.20
7	15.04	19.50
10	19.49	21.20
15	20.20	22.00

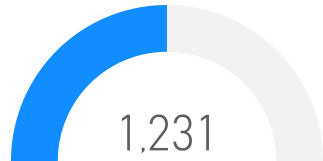
Market Value YTD



Nominal Value YTD

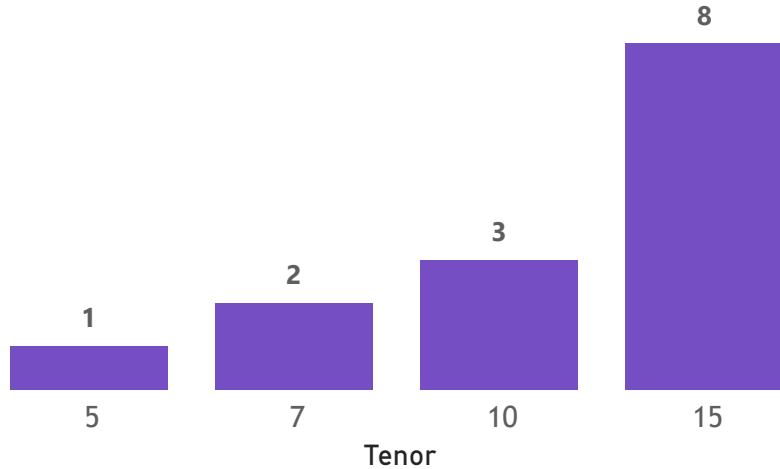


YTD trades



No. of Trades by Tenor

Trades



Primary Market January 18 2025 Auction

Tenor	Cut- Off Yield Rate	Coupon Rates	Range of Successful Yield Rates
2 Years	16.50	16.50	0.0000-16.5000
3 Years	19.95	19.95	15.0000-19.9500
5 Years	20.80	20.80	7.0000-20.8000
7 Years	21.50	21.50	12.0000-21.5000
10 Years	22.50	22.50	0.2300-22.5000
15 Years	23.25	23.25	0.2300-23.2500

*Disclaimer: This content is prepared from information received by the Commission through third-party reports. The range of prices by tenor and range of yields by tenor are based on dealer submissions. The content is indicative and intended for informational purposes only and shall not in any way be deemed to be investment advice, guidance or recommendation of the SEC. Users are responsible for making investment decisions and are advised to obtain independent professional advice before acting on or using this information.

GRZ Bonds Secondary Market Trade Summary Report

ISIN Code	Coupon Rate	Issue Date	Maturity Date	Trade Date/ Valuation Date	Years To Maturity	Nominal Value	Market Value	Min Trade Price	Max Trade Price	Min Yield	Max Yield
ZM1000004383	14	01/06/2020	01/06/2035	17/03/2025	10	K40,000,000.00	K30,719,763.84	76.77	76.77	20.45	20.45
ZM1000006560	26.75	02/09/2024	02/09/2034	17/03/2025		K20,000,000.00	K24,667,443.01	122.24	122.24	21.20	21.20
ZM1000005901	13	21/08/2023	21/08/2033	02/08/2024	9	K2,060,000.00	K1,499,888.99	72.81	72.81	19.97	19.97
ZM1000005901	13	21/08/2023	21/08/2033	11/03/2025	8	K63,000.00	K49,710.60	78.91	78.91	19.49	19.49
ZM1000005919	14	21/08/2023	21/08/2038	11/03/2025	13	K545,000.00	K379,841.29	69.70	69.70	21.04	21.04
ZM1000004748	14	22/03/2021	22/03/2036	03/10/2025	10	K2,877,000.00	K2,249,777.07	78.20	78.20	20.62	20.62
ZM1000006453	22.5	24/06/2024	24/06/2029	17/03/2025	4	K300,000.00	K301,168.82	100.39	100.39	24.20	24.20
ZM1000006735	21.5	25/11/2024	25/11/2031	17/03/2025	6	K20,000,000.00	K22,768,372.88	107.19	107.19	19.50	19.50
ZM1000006750	23.29	25/11/2024	25/11/2039	14/03/2025	14	K577,000.00	K649,861.23	112.63	112.63	21.95	21.95
ZM1000006750	23.29	25/11/2024	25/11/2039	17/03/2025	14	K215,000.00	K242,350.23	105.45	105.45	22.00	22.00
ZM1000004136	12	26/08/2019	26/08/2026	17/03/2025	1	K40,000,000.00	K38,734,663.01	96.84	96.84	15.04	15.04
ZM1000005976	14	30/11/2023	30/11/2038	14/03/2025	13	K979,000.00	K749,957.33	76.60	76.60	20.20	20.20

Disclaimer: This content is prepared from information received by the Commission through third-party reports. The content is indicative and intended for informational purposes only and shall not in any way be deemed to be investment advice, guidance or recommendation of the SEC. Users are responsible for making investment decisions and are advised to obtain independent professional advice before acting on or using this information.