

K91.4M

Total Nominal Value

K69.5M

Total Market Value

18

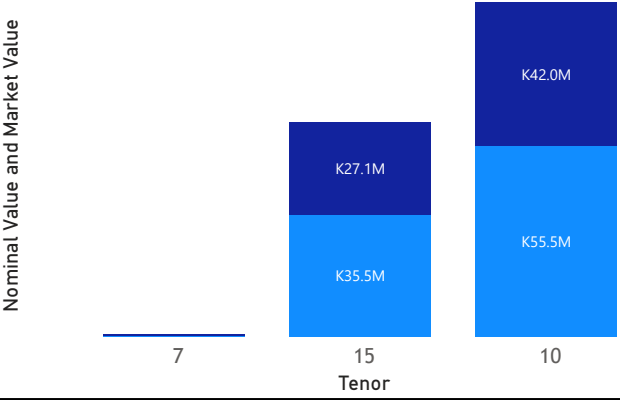
Number of Trades

# GRZ Bonds Secondary Market Trade Summary Report

Consideration and Nominal Value

● Nominal Value ● Market Value

Nominal Value and Market Value



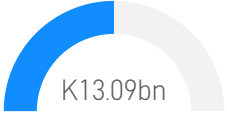
Range of Trade Prices (ZMW)\*

Tenor	Min	Max
7	99.73	99.73
10	72.14	114.58
15	72.27	112.63

Range of Yields Rates\*

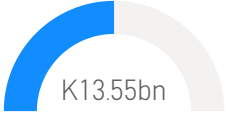
Tenor	Min	Max
7	14.70	14.70
10	19.50	22.82
15	20.20	21.95

Market Value YTD



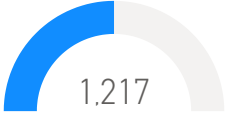
K13.09bn

Nominal Value YTD



K13.55bn

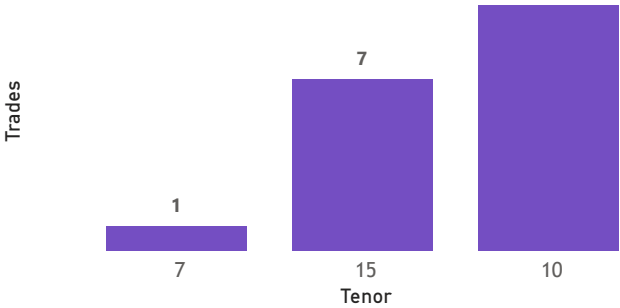
YTD trades



1,217

No. of Trades by Tenor

Trades



Primary Market January 18 2025 Auction

Tenor	Cut- Off Yield Rate	Coupon Rates	Range of Successful Yield Rates
2 Years	16.50	16.50	0.0000-16.5000
3 Years	19.95	19.95	15.0000-19.9500
5 Years	20.80	20.80	7.0000-20.8000
7 Years	21.50	21.50	12.0000-21.5000
10 Years	22.50	22.50	0.2300-22.5000
15 Years	23.25	23.25	0.2300-23.2500

\*Disclaimer: This content is prepared from information received by the Commission through third-party reports. The range of prices by tenor and range of yields by tenor are based on dealer submissions. The content is indicative and intended for informational purposes only and shall not in any way be deemed to be investment advice, guidance or recommendation of the SEC. Users are responsible for making investment decisions and are advised to obtain independent professional advice before acting on or using this information.

# GRZ Bonds Secondary Market Trade Summary Report

ISIN Code	Coupon Rate	Issue Date	Maturity Date	Trade Date/ Valuation Date	Years To Maturity	Nominal Value	Market Value	Min Trade Price	Max Trade Price	Min Yield	Max Yield
ZM1000004383	14	01/06/2020	01/06/2035	03/11/2025	9	K11,080,000.00	K8,007,907.50	72.27	72.27	21.80	21.80
ZM1000004383	14	01/06/2020	01/06/2035	14/03/2025	10	K20,000,000.00	K15,434,173.15	73.03	73.03	20.35	20.35
ZM1000006925	22.49	16/02/2025	16/02/2035	14/03/2025	9	K2,131,178.00	K2,399,998.28	112.23	114.58	19.50	20.00
ZM1000003351	13	18/12/2017	18/12/2027	10/03/2025	2	K1,098,000.00	K918,174.10	83.62	83.62	22.82	22.82
ZM1000004979	13	20/09/2021	20/09/2031	20/09/2021	10	K245,961.00	K199,999.94	75.08	75.08	20.00	20.00
ZM1000005901	13	21/08/2023	21/08/2033	10/03/2025	8	K2,060,000.00	K1,499,888.99	72.81	72.81	19.97	19.97
ZM1000004748	14	22/03/2021	22/03/2036	10/03/2025	11	K2,877,000.00	K2,249,777.07	78.20	78.20	20.62	20.62
ZM1000006750	23.29	25/11/2024	25/11/2039	10/03/2025	14	K577,000.00	K649,861.23	112.63	112.63	21.95	21.95
ZM1000005810	13	26/06/2023	26/06/2033	14/03/2025	8	K30,000,000.00	K22,519,514.38	72.14	72.14	20.00	20.00
ZM1000004342	12	27/04/2020	27/04/2027	14/03/2025	2	K401,000.00	K399,904.02	99.73	99.73	14.70	14.70
ZM1000005570	13	27/12/2022	27/12/2032	14/03/2025	7	K20,000,000.00	K14,462,373.16	72.31	72.31	21.10	21.11
ZM1000005976	14	30/11/2023	30/11/2038	10/03/2025	13	K979,000.00	K749,957.33	76.60	76.60	20.20	20.20

Disclaimer: This content is prepared from information received by the Commission through third-party reports. The content is indicative and intended for informational purposes only and shall not in any way be deemed to be investment advice, guidance or recommendation of the SEC. Users are responsible for making investment decisions and are advised to obtain independent professional advice before acting on or using this information.