



SECURITIES AND EXCHANGE COMMISSION
Protecting Investors in the Capital Markets

Date

< Monday, 11 March 2024 >

K373.5M

Total Nominal Value

K244.6M

Total Market Value

17

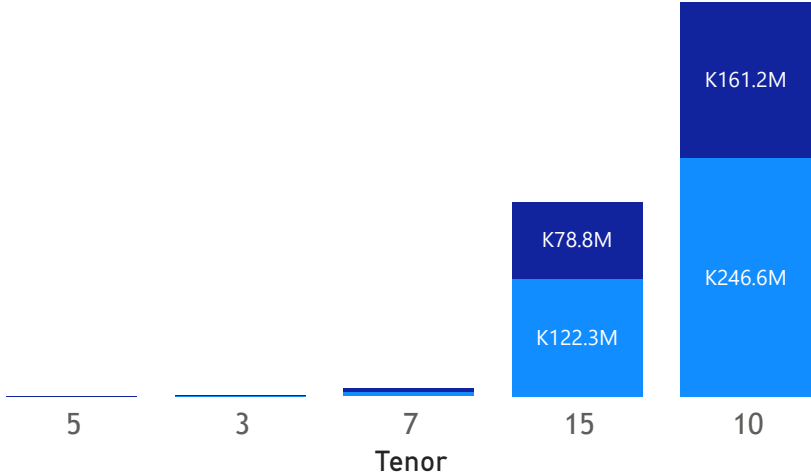
Number of Trades

GRZ Bonds Secondary Market Trade Summary Report

Consideration and Nominal Value

● Nominal Value ● Market Value

Nominal Value and Market Value



Range of Trade Prices (ZMW)*

Tenor	Min	Max
3	96.91	96.91
5	77.71	88.77
7	95.46	103.10
10	56.64	107.81
15	57.97	68.26

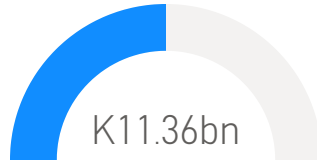
Range of Yields Rates*

Tenor	Min	Max
3	16.00	16.00
5	22.00	23.50
7	16.00	23.00
10	18.92	25.28
15	23.10	26.63

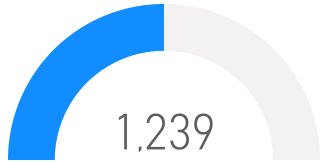
Market Value YTD



Nominal Value YTD

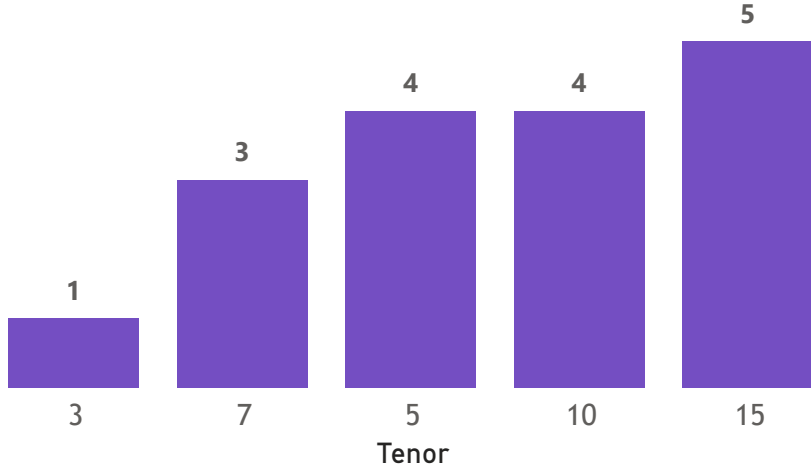


YTD trades



No. of Trades by Tenor

Trades



Primary Market January 18 2025 Auction

Tenor	Cut- Off Yield Rate	Coupon Rates	Range of Successful Yield Rates
2 Years	16.50	16.50	0.0000-16.5000
3 Years	19.95	19.95	15.0000-19.9500
5 Years	20.80	20.80	7.0000-20.8000
7 Years	21.50	21.50	12.0000-21.5000
10 Years	22.50	22.50	0.2300-22.5000
15 Years	23.25	23.25	0.2300-23.2500

*Disclaimer: This content is prepared from information received by the Commission through third-party reports. The range of prices by tenor and range of yields by tenor are based on dealer submissions. The content is indicative and intended for informational purposes only and shall not in any way be deemed to be investment advice, guidance or recommendation of the SEC. Users are responsible for making investment decisions and are advised to obtain independent professional advice before acting on or using this information.

GRZ Bonds Secondary Market Trade Summary Report

ISIN Code	Coupon Rate	Issue Date	Maturity Date	Trade Date/ Valuation Date	Years To Maturity	Nominal Value	Market Value	Min Trade Price	Max Trade Price	Min Yield	Max Yield
ZM1000004102	12	17/06/2019	17/06/2026	11/03/2024	2	K2,052,594.00	K1,960,000.48	95.46	95.46	16.00	16.00
ZM1000003351	13	18/12/2017	18/12/2027	03/04/2024	3	K1,374,000.00	K1,199,157.33	87.27	87.27	18.92	18.92
ZM1000005422	10	19/09/2022	19/09/2025	11/03/2024	1	K300,000.00	K290,721.97	96.91	96.91	16.00	16.00
ZM1000005919	14	21/08/2023	21/08/2038	11/03/2024	14	K1,207,680.00	K700,002.48	57.97	57.97	25.11	25.11
ZM1000006107	23	22/01/2024	22/01/2031	11/03/2024	6	K2,000,000.00	K2,061,717.97	103.10	103.10	23.00	23.00
ZM1000006115	24.97	22/01/2024	22/01/2034	11/03/2024	9	K12,750,000.00	K13,735,187.26	107.81	107.81	23.80	23.80
ZM1000004672	13	25/01/2021	25/01/2031	22/03/2021	9	K139,500,000.00	K91,107,946.85	63.67	63.67	24.03	24.03
ZM1000004680	14	25/01/2021	25/01/2036	02/08/2024	11	K1,082,000.00	K699,675.94	64.99	64.99	23.25	23.25
ZM1000005810	13	26/06/2023	26/06/2033	26/03/2023	10	K93,000,000.00	K55,195,266.86	56.64	56.64	25.28	25.28
ZM1000004433	11	27/07/2020	27/07/2025	11/03/2024	1	K210,000.00	K186,643.60	88.77	88.77	22.00	22.00
ZM1000004466	14	27/07/2020	27/07/2035	03/05/2024	11	K50,000,000.00	K29,501,573.29	59.00	59.00	26.63	26.63
ZM1000005075	11	27/12/2021	27/12/2026	11/03/2024	2	K25,738.00	K20,000.00	77.71	77.71	23.50	23.50
ZM1000003005	14	29/08/2016	29/08/2031	26/08/2016	15	K70,000,000.00	K47,917,296.58	68.26	68.26	23.10	23.10

Disclaimer: This content is prepared from information received by the Commission through third-party reports. The content is indicative and intended for informational purposes only and shall not in any way be deemed to be investment advice, guidance or recommendation of the SEC. Users are responsible for making investment decisions and are advised to obtain independent professional advice before acting on or using this information.