



SECURITIES AND EXCHANGE COMMISSION  
Protecting Investors in the Capital Markets

Date

< Friday, 7 March 2025 >

K107.0M

Total Nominal Value

K109.5M

Total Market Value

14

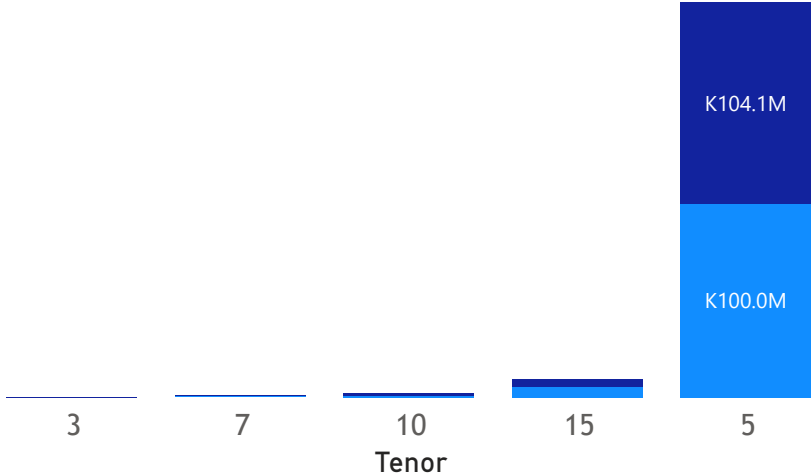
Number of Trades

# GRZ Bonds Secondary Market Trade Summary Report

## Consideration and Nominal Value

● Nominal Value ● Market Value

Nominal Value and Market Value



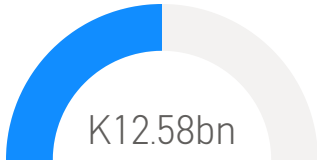
## Range of Trade Prices (ZMW)\*

Tenor	Min	Max
3	88.66	88.66
5	103.06	103.06
7	87.74	87.74
10	72.45	119.19
15	58.00	125.75

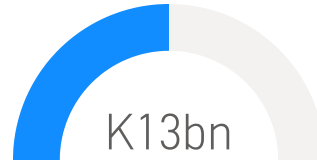
## Range of Yields Rates\*

Tenor	Min	Max
3	20.00	20.00
5	19.25	19.25
7	14.00	14.00
10	19.50	20.32
15	20.50	25.00

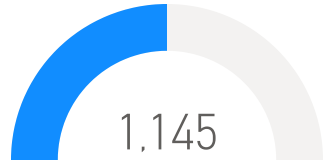
## Market Value YTD



## Nominal Value YTD

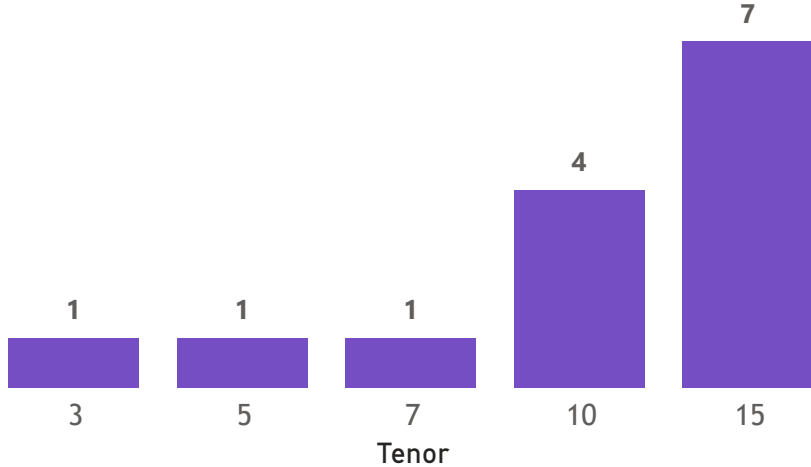


## YTD trades



## No. of Trades by Tenor

Trades



## Primary Market January 18 2025 Auction

Tenor	Cut- Off Yield Rate	Coupon Rates	Range of Successful Yield Rates
2 Years	16.50	16.50	0.0000-16.5000
3 Years	19.95	19.95	15.0000-19.9500
5 Years	20.80	20.80	7.0000-20.8000
7 Years	21.50	21.50	12.0000-21.5000
10 Years	22.50	22.50	0.2300-22.5000
15 Years	23.25	23.25	0.2300-23.2500

\*Disclaimer: This content is prepared from information received by the Commission through third-party reports. The range of prices by tenor and range of yields by tenor are based on dealer submissions. The content is indicative and intended for informational purposes only and shall not in any way be deemed to be investment advice, guidance or recommendation of the SEC. Users are responsible for making investment decisions and are advised to obtain independent professional advice before acting on or using this information.

# GRZ Bonds Secondary Market Trade Summary Report

ISIN Code	Coupon Rate	Issue Date	Maturity Date	Trade Date/ Valuation Date	Years To Maturity	Nominal Value	Market Value	Min Trade Price	Max Trade Price	Min Yield	Max Yield
ZM1000006578	28.35	02/09/2024	02/09/2039	04/03/2025	14	K318,000.00	K399,869.38	125.75	125.75	22.30	22.30
ZM1000003120	14	05/12/2016	05/12/2031	05/12/2016	15	K1,001,000.00	K802,213.96	76.69	76.69	20.50	20.50
ZM1000006909	20.25	16/02/2025	16/02/2030	17/02/2025	5	K100,000,000.00	K104,061,930.14	103.06	103.06	19.25	19.25
ZM1000005901	13	21/08/2023	21/08/2033	04/03/2025	8	K276,000.00	K199,963.46	72.45	72.45	19.98	19.98
ZM1000005919	14	21/08/2023	21/08/2038	04/03/2025	13	K2,964,000.00	K1,870,049.93	58.00	68.96	21.04	21.04
ZM1000003062	14	21/11/2016	21/11/2031	04/03/2025	6	K59,000.00	K49,208.09	83.40	83.40	22.25	22.25
ZM1000005612	14	23/01/2023	23/01/2038	28/02/2025	12	K458,000.00	K273,017.02	59.61	59.61	25.00	25.00
ZM1000004680	14	25/01/2021	25/01/2036	04/03/2025	10	K547,000.00	K399,654.08	73.06	73.06	20.87	20.87
ZM1000006743	22.5	25/11/2024	25/11/2034	03/07/2025	9	K754,996.00	K900,000.56	119.19	119.19	19.50	19.50
ZM1000004136	12	26/08/2019	26/08/2026	04/03/2025	1	K517,000.00	K453,614.20	87.74	87.74	14.00	14.00
ZM1000005992	10	27/11/2023	27/11/2026	03/07/2025	1	K22,500.00	K19,949.05	88.66	88.66	20.00	20.00
ZM1000006685	22.5	28/10/2024	28/10/2034	04/03/2025	9	K43,000.00	K49,111.55	114.21	114.21	20.32	20.32

Disclaimer: This content is prepared from information received by the Commission through third-party reports. The content is indicative and intended for informational purposes only and shall not in any way be deemed to be investment advice, guidance or recommendation of the SEC. Users are responsible for making investment decisions and are advised to obtain independent professional advice before acting on or using this information.