



SECURITIES AND EXCHANGE COMMISSION
Protecting Investors in the Capital Markets

Date

Thursday, 28 March 2024

K289.1M

Total Nominal Value

K235.5M

Total Market Value

58

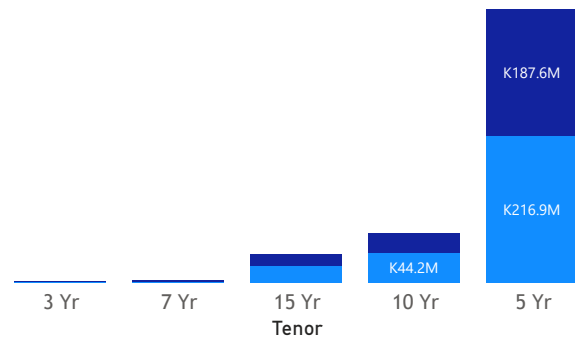
Number of Trades

GRZ Bonds Secondary Market Trade Summary Report

Consideration and Nominal Value

● Nominal Value ● Market Value

Nominal Value and Market Value



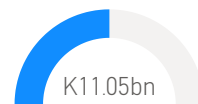
Range of Trade Prices (ZMW)*

Tenor	Min	Max
10 Yr	59.54	100.06
3 Yr	98.55	98.55
5 Yr	78.96	97.40
7 Yr	94.05	94.05
15 Yr	54.75	93.06

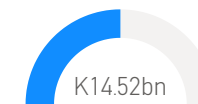
Range of Yields Rates*

Tenor	Min	Max
7 Yr	22.49	22.49
5 Yr	16.66	23.08
3 Yr	11.75	11.75
15 Yr	18.55	27.50
10 Yr	21.68	39.70

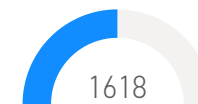
Market Value YTD



Nominal Value YTD

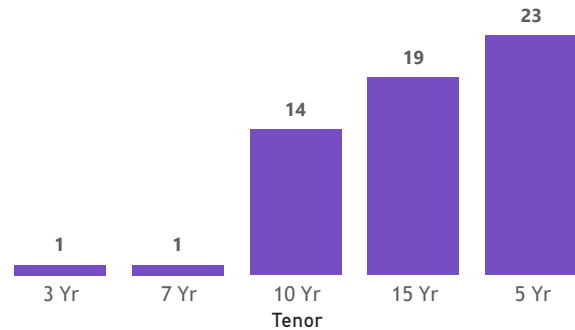


YTD trades



No. of Trades by Tenor

Trades



Primary Market February 16 2024 Auction

Tenor	Cut- Off Yield Rate	Coupon Rates	Range of Successful Yield Rates
2 Years	17.00	17	15.0000-17.0000
3 Years	20.00	20	18.0000-20.0000
5 Years	22.00	22	14.0000-22.0000
7 Years	23.00	23	21.0000-23.0000
10 Years	24.97	25	17.0000-24.9700
15 Years	26.50	26	10.0000-26.5000

*Disclaimer: This content is prepared from information received by the Commission through third-party reports. The range of prices by tenor and range of yields by tenor are based on dealer submissions. The content is indicative and intended for informational purposes only and shall not in any way be deemed to be investment advice, guidance or recommendation of the SEC. Users are responsible for making investment decisions and are advised to obtain independent professional advice before acting on or using this



GRZ Bonds Secondary Market Trade Summary Report

ISIN Code	Coupon Rate	Issue Date	Maturity Date	Trade Date/ Valuation Date	Years To Maturity	Nominal Value	Market Value	Min Trade Price	Max Trade Price	Min Yield	Max Yield
ZM1000003252	14	05/07/2017	05/07/2032	28/03/2024	8	K884,950.00	K600,012.42	67.82	67.82	24.08	24.08
ZM1000001140	14	22/11/2010	18/11/2025	25/03/2024	1	K1,016,000.00	K721,497.77	71.01	71.01	23.71	23.71
ZM1000004987	14	20/09/2021	20/09/2036	25/01/2021	11	K2,000,000.00	K1,194,872.74	79.52	79.52	25.62	25.62
ZM1000005901	13	21/08/2023	21/08/2033	21/08/2023	9	K6,180,000.00	K3,756,746.32	59.54	59.54	24.00	24.00
ZM1000005901	13	21/08/2023	21/08/2033	25/03/2024	9	K26,197,000.00	K16,006,206.75	60.83	66.80	21.74	24.00
ZM1000005919	14	21/08/2023	21/08/2038	25/03/2024	4	K1,894,000.00	K1,199,690.32	63.34	63.34	23.20	23.20
ZM1000005919	14	21/08/2023	21/08/2038	28/03/2024	14	K10,678,180.00	K6,361,470.42	58.99	59.62	24.75	25.02
ZM1000003062	14	21/11/2016	21/11/2031	22/03/2024	7	K2,493,000.00	K1,804,904.21	68.24	78.45	21.08	24.91
ZM1000003062	14	21/11/2016	21/11/2031	25/03/2024	14	K955,000.00	K749,582.27	78.49	78.49	21.08	21.08
ZM1000004730	12	22/03/2021	22/03/2028	25/03/2024	4	K1,696,000.00	K1,595,027.94	94.05	94.05	22.49	22.49
ZM1000005182	10	23/03/2022	23/03/2025	25/03/2024	1	K1,014,000.00	K999,265.43	98.55	98.55	11.75	11.75
ZM1000001967	14	26/11/2012	23/11/2027	25/03/2024	3	K3,868,000.00	K3,346,051.65	82.34	93.06	18.55	23.46
ZM1000002197	13	27/05/2014	24/05/2024	21/03/2024	0	K189,000.00	K189,115.33	100.06	100.06	39.70	39.70
ZM1000004656	11	25/01/2021	25/01/2026	25/01/2021	1	K100,000,000.00	K86,605,030.13	84.71	84.71	21.50	21.50
ZM1000004656	11	25/01/2021	25/01/2026	25/03/2024	2	K100,000,000.00	K86,462,819.17	86.46	86.55	21.50	21.50
ZM1000004656	11	25/01/2021	25/01/2026	26/03/2024	2	K1,221,000.00	K1,049,926.38	85.99	85.99	21.90	21.90
ZM1000004656	11	25/01/2021	25/01/2026	27/03/2024	2	K8,392,000.00	K7,220,308.39	86.04	86.04	21.90	21.90
ZM1000004672	13	25/01/2021	25/01/2031	19/03/2024	7	K3,155,000.00	K2,185,684.21	69.28	69.28	22.60	22.60
ZM1000004680	14	25/01/2021	25/01/2036	02/08/2024	12	K654,000.00	K440,602.30	64.99	64.99	22.56	22.56
ZM1000005372	14	25/07/2022	25/07/2037	22/03/2024	13	K532,000.00	K291,247.58	54.75	54.75	27.50	27.50
ZM1000005810	13	26/06/2023	26/06/2033	27/03/2024	9	K2,748,000.00	K1,899,209.08	69.11	69.11	21.68	21.68
ZM1000005349	14	27/06/2022	27/06/2037	28/03/2024	13	K307,070.00	K181,999.30	59.27	59.27	26.00	26.00

Disclaimer: This content is prepared from information received by the Commission through third-party reports. The content is indicative and intended for informational purposes only and shall not in any way be deemed to be investment advice, guidance or recommendation of the SEC. Users are responsible for making investment decisions and are advised to obtain independent professional advice before acting on or using this information.