



SECURITIES AND EXCHANGE COMMISSION
Protecting Investors in the Capital Markets

Date

< Wednesday, 28 February 2024 >

K258.6M

Total Nominal Value

K201.7M

Total Market Value

43

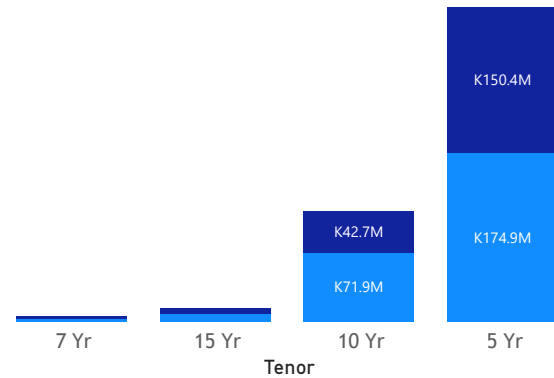
Number of Trades

GRZ Bonds Secondary Market Trade Summary Report

Consideration and Nominal Value

● Nominal Value ● Market Value

Nominal Value and Market Value



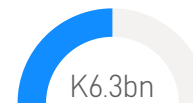
Range of Trade Prices (ZMW)*

Tenor	Min	Max
7 Yr	79.65	94.94
5 Yr	77.36	89.20
15 Yr	60.73	72.77
10 Yr	55.48	72.39

Range of Yields Rates*

Tenor	Min	Max
7 Yr	16.00	19.77
5 Yr	17.06	23.28
15 Yr	22.30	23.76
10 Yr	21.67	25.85

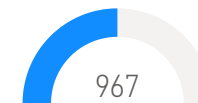
Market Value YTD



Nominal Value YTD

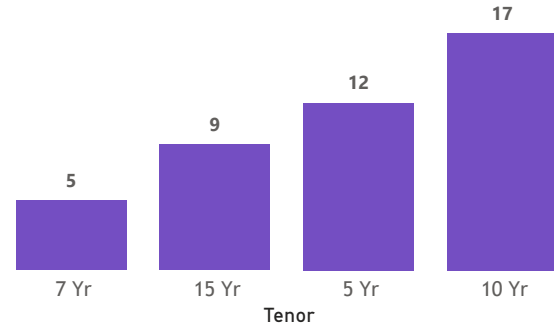


YTD trades



No. of Trades by Tenor

Trades



Primary Market February 16 2024 Auction

Tenor	Cut- Off Yield Rate	Coupon Rates	Range of Successful Yield Rates
2 Years	17.00	17	15.0000-17.0000
3 Years	20.00	20	18.0000-20.0000
5 Years	22.00	22	14.0000-22.0000
7 Years	23.00	23	21.0000-23.0000
10 Years	24.97	25	17.0000-24.9700
15 Years	26.50	26	10.0000-26.5000

*Disclaimer: This content is prepared from information received by the Commission through third-party reports. The range of prices by tenor and range of yields by tenor are based on dealer submissions. The content is indicative and intended for informational purposes only and shall not in any way be deemed to be investment advice, guidance or recommendation of the SEC. Users are responsible for making investment decisions and are advised to obtain independent professional advice before acting on or using this

GRZ Bonds Secondary Market Trade Summary Report

ISIN Code	Coupon Rate	Issue Date	Maturity Date	Trade Date/ Valuation Date	Years To Maturity	Nominal Value	Market Value	Min Trade Price	Max Trade Price	Min Yield	Max Yield
ZM1000004383	14	01/06/2020	01/06/2035	28/02/2024	10	K1,776,000.00	K1,199,782.11	67.56	67.56	23.00	23.00
ZM1000004102	12	17/06/2019	17/06/2026	28/02/2024	2	K2,757,506.00	K2,600,000.48	94.06	94.94	16.00	16.50
ZM1000005455	13	19/09/2022	19/09/2032	20/02/2024	8	K1,193,000.00	K863,608.89	72.39	72.39	21.67	21.67
ZM1000005455	13	19/09/2022	19/09/2032	23/02/2024	14	K2,286,000.00	K1,599,362.47	69.96	69.96	22.63	22.63
ZM1000005901	13	21/08/2023	21/08/2033	23/02/2024	9	K10,000,000.00	K5,547,851.51	55.48	55.48	25.85	25.85
ZM1000005901	13	21/08/2023	21/08/2033	27/02/2024	9	K38,300,000.00	K21,305,775.70	55.62	55.66	25.75	25.75
ZM1000005919	14	21/08/2023	21/08/2038	20/02/2024	14	K486,000.00	K299,648.22	61.66	61.66	23.35	23.35
ZM1000005919	14	21/08/2023	21/08/2038	22/02/2024	14	K1,070,000.00	K649,769.67	60.73	60.73	23.76	23.76
ZM1000005216	13	23/03/2022	23/03/2032	22/02/2024	8	K1,698,000.00	K1,199,405.75	70.64	70.64	22.59	22.59
ZM1000003872	14	23/04/2018	23/04/2033	20/02/2024	9	K254,700.00	K185,343.18	72.77	72.77	22.30	22.30
ZM1000004656	11	25/01/2021	25/01/2026	25/01/2021	5	K170,000,000.00	K146,388,479.31	84.84	89.20	17.90	21.00
ZM1000004672	13	25/01/2021	25/01/2031	20/02/2024	7	K14,000,000.00	K9,314,560.74	66.53	66.53	23.24	23.24
ZM1000004680	14	25/01/2021	25/01/2036	23/02/2024	12	K691,000.00	K449,164.94	64.38	65.32	22.83	23.17
ZM1000004680	14	25/01/2021	25/01/2036	27/02/2024	12	K4,042,000.00	K2,599,622.54	64.32	64.32	23.25	23.25
ZM1000005372	14	25/07/2022	25/07/2037	20/02/2024	13	K157,000.00	K99,929.14	63.65	63.65	23.14	23.14
ZM1000005810	13	26/06/2023	26/06/2033	23/02/2024	9	K448,000.00	K299,361.09	66.82	66.82	22.04	22.04
ZM1000005810	13	26/06/2023	26/06/2033	23/02/2024	10	K3,695,000.00	K2,409,607.49	65.21	65.21	22.70	22.70
ZM1000005810	13	26/06/2023	26/06/2033	27/02/2024	9	K306,000.00	K199,433.16	65.17	65.17	22.70	22.70
ZM1000005075	11	27/12/2021	27/12/2026	23/02/2024	2	K4,850,000.00	K4,058,671.56	77.36	88.48	17.06	23.28
ZM1000005034	12	29/11/2021	29/11/2028	23/02/2024	4	K414,000.00	K329,750.09	79.65	79.65	19.77	19.77
ZM1000004805	14	31/05/2021	31/05/2036	23/02/2024	12	K149,000.00	K99,806.87	66.98	66.98	22.91	22.91

Disclaimer: This content is prepared from information received by the Commission through third-party reports. The content is indicative and intended for informational purposes only and shall not in any way be deemed to be investment advice, guidance or recommendation of the SEC. Users are responsible for making investment decisions and are advised to obtain independent professional advice before acting on or using this information.