



**SECURITIES AND EXCHANGE COMMISSION**  
Protecting Investors in the Capital Markets

Date

Tuesday, 26 March 2024

**K442.1M**

Total Nominal Value

**K362.6M**

Total Market Value

**37**

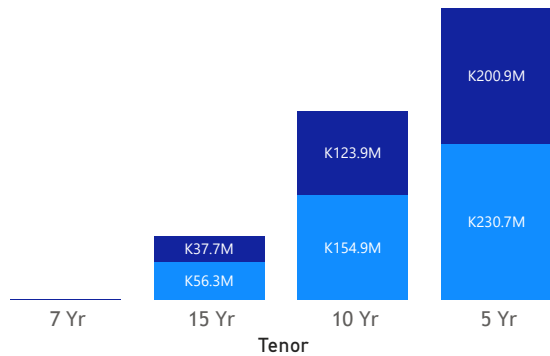
Number of Trades

# GRZ Bonds Secondary Market Trade Summary Report

## Consideration and Nominal Value

● Nominal Value ● Market Value

Nominal Value and Market Value



## Range of Trade Prices (ZMW)\*

Tenor	Min	Max
10 Yr	63.97	100.06
5 Yr	78.96	87.18
7 Yr	78.18	78.18
15 Yr	56.49	68.11

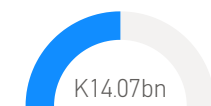
## Range of Yields Rates\*

Tenor	Min	Max
7 Yr	20.28	20.28
5 Yr	20.70	23.08
15 Yr	22.56	26.00
10 Yr	20.97	39.70

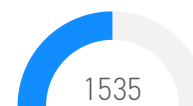
## Market Value YTD



## Nominal Value YTD

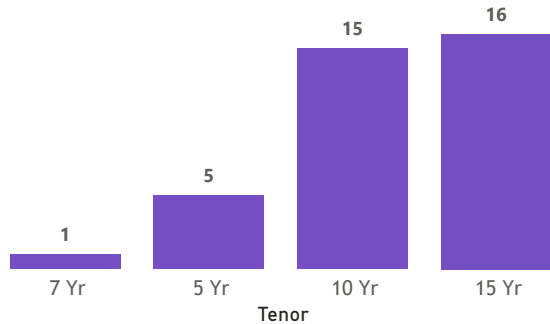


## YTD trades



## No. of Trades by Tenor

Trades



## Primary Market February 16 2024 Auction

Tenor	Cut- Off Yield Rate	Coupon Rates	Range of Successful Yield Rates
2 Years	17.00	17	15.0000-17.0000
3 Years	20.00	20	18.0000-20.0000
5 Years	22.00	22	14.0000-22.0000
7 Years	23.00	23	21.0000-23.0000
10 Years	24.97	25	17.0000-24.9700
15 Years	26.50	26	10.0000-26.5000

\*Disclaimer: This content is prepared from information received by the Commission through third-party reports. The range of prices by tenor and range of yields by tenor are based on dealer submissions. The content is indicative and intended for informational purposes only and shall not in any way be deemed to be investment advice, guidance or recommendation of the SEC. Users are responsible for making investment decisions and are advised to obtain independent professional advice before acting on or using this

# GRZ Bonds Secondary Market Trade Summary Report

ISIN Code	Coupon Rate	Issue Date	Maturity Date	Trade Date/ Valuation Date	Years To Maturity	Nominal Value	Market Value	Min Trade Price	Max Trade Price	Min Yield	Max Yield
ZM1000003351	13	18/12/2017	18/12/2027	03/04/2024	3	K124,270,000.00	K103,304,776.00	83.13	83.13	20.97	20.97
ZM1000005901	13	21/08/2023	21/08/2033	21/03/2024	9	K7,657,000.00	K5,018,847.98	63.97	66.72	21.74	22.74
ZM1000005901	13	21/08/2023	21/08/2033	21/08/2023	9	K10,100,000.00	K6,791,458.46	64.07	64.07	23.15	23.15
ZM1000005919	14	21/08/2023	21/08/2038	21/03/2024	4	K1,580,000.00	K999,595.05	63.27	63.27	23.20	23.20
ZM1000005919	14	21/08/2023	21/08/2038	21/08/2023	14	K2,500,000.00	K1,453,307.74	56.83	56.83	25.25	25.25
ZM1000005919	14	21/08/2023	21/08/2038	26/03/2024	14	K824,034.00	K471,587.20	56.49	57.53	25.53	26.00
ZM1000004730	12	22/03/2021	22/03/2028	21/03/2024	4	K127,000.00	K99,287.84	78.18	78.18	20.28	20.28
ZM1000003211	14	24/04/2017	24/04/2032	18/03/2024	8	K40,000,000.00	K27,244,200.00	68.11	68.11	25.03	25.03
ZM1000002197	13	27/05/2014	24/05/2024	21/03/2024	1	K189,000.00	K189,115.33	100.06	100.06	39.70	39.70
ZM1000004656	11	25/01/2021	25/01/2026	18/03/2024	2	K226,860,000.00	K197,771,466.96	87.18	87.18	20.70	20.70
ZM1000004656	11	25/01/2021	25/01/2026	21/03/2024	2	K1,221,000.00	K1,049,926.38	85.99	85.99	21.90	21.90
ZM1000004680	14	25/01/2021	25/01/2036	21/03/2024	12	K11,022,000.00	K7,341,998.94	64.58	67.33	22.56	23.56
ZM1000005810	13	26/06/2023	26/06/2033	21/03/2024	10	K12,721,000.00	K8,546,700.46	65.83	69.07	21.68	22.86
ZM1000005349	14	27/06/2022	27/06/2037	26/03/2024	13	K335,640.00	K200,002.54	59.59	59.59	25.75	25.75
ZM1000005075	11	27/12/2021	27/12/2026	21/03/2024	2	K2,658,000.00	K2,098,834.64	78.96	78.96	23.08	23.08

Disclaimer: This content is prepared from information received by the Commission through third-party reports. The content is indicative and intended for informational purposes only and shall not in any way be deemed to be investment advice, guidance or recommendation of the SEC. Users are responsible for making investment decisions and are advised to obtain independent professional advice before acting on or using this information.