



**SECURITIES AND EXCHANGE COMMISSION**  
Protecting Investors in the Capital Markets

Date

< Friday, 22 March 2024 >

**K201.7M**  
Total Nominal Value

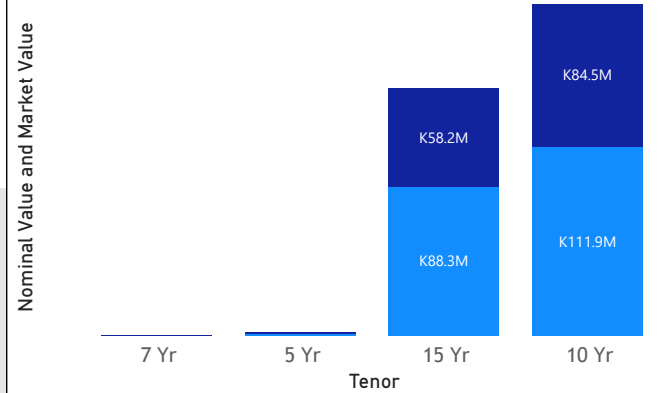
**K143.9M**  
Total Market Value

**24**  
Number of Trades

# GRZ Bonds Secondary Market Trade Summary Report

## Consideration and Nominal Value

● Nominal Value ● Market Value



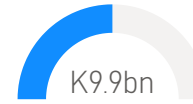
## Range of Trade Prices (ZMW)\*

Tenor	Min	Max
7 Yr	95.98	95.98
10 Yr	63.18	82.82
5 Yr	77.34	77.34
15 Yr	57.09	70.16

## Range of Yields Rates\*

Tenor	Min	Max
7 Yr	23.07	23.07
5 Yr	23.90	23.90
15 Yr	23.16	25.62
10 Yr	21.03	24.25

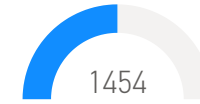
## Market Value YTD



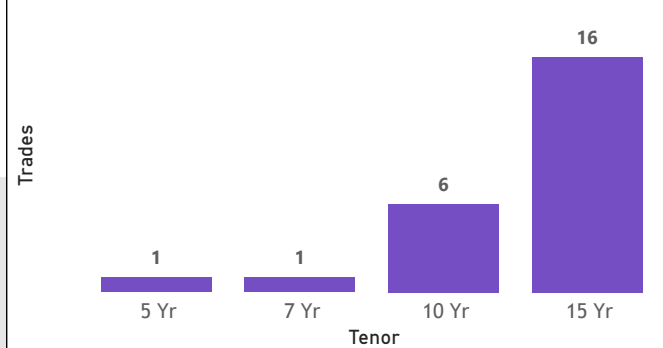
## Nominal Value YTD



## YTD trades



## No. of Trades by Tenor



## Primary Market February 16 2024 Auction

Tenor	Cut- Off Yield Rate	Coupon Rates	Range of Successful Yield Rates
2 Years	17.00	17	15.0000-17.0000
3 Years	20.00	20	18.0000-20.0000
5 Years	22.00	22	14.0000-22.0000
7 Years	23.00	23	21.0000-23.0000
10 Years	24.97	25	17.0000-24.9700
15 Years	26.50	26	10.0000-26.5000

\*Disclaimer: This content is prepared from information received by the Commission through third-party reports. The range of prices by tenor and range of yields by tenor are based on dealer submissions. The content is indicative and intended for informational purposes only and shall not in any way be deemed to be investment advice, guidance or recommendation of the SEC. Users are responsible for making investment decisions and are advised to obtain independent professional advice before acting on or using this

# GRZ Bonds Secondary Market Trade Summary Report

ISIN Code	Coupon Rate	Issue Date	Maturity Date	Trade Date/ Valuation Date	Years To Maturity	Nominal Value	Market Value	Min Trade Price	Max Trade Price	Min Yield	Max Yield
ZM1000004383	14	01/06/2020	01/06/2035	22/03/2024	9	K809,000.00	K549,633.71	67.94	67.94	23.20	23.20
ZM1000003286	12	04/09/2017	04/09/2024	19/03/2024	0	K187,000.00	K179,480.88	95.98	95.98	23.07	23.07
ZM1000003351	13	18/12/2017	18/12/2027	03/04/2024	3	K62,135,000.00	K51,461,841.24	82.82	82.82	21.03	21.03
ZM1000004987	14	20/09/2021	20/09/2036	22/03/2024	12	K6,679,170.00	K3,989,784.22	57.09	59.75	24.50	25.62
ZM1000005901	13	21/08/2023	21/08/2033	19/03/2024	9	K1,124,000.00	K904,520.33	80.47	80.47	24.25	24.25
ZM1000005919	14	21/08/2023	21/08/2038	19/03/2024	4	K202,000.00	K119,501.15	59.16	59.16	24.75	24.75
ZM1000005919	14	21/08/2023	21/08/2038	22/03/2024	14	K5,000,000.00	K2,906,615.48	58.14	58.14	25.25	25.25
ZM1000005216	13	23/03/2022	23/03/2032	19/03/2024	8	K1,112,000.00	K710,535.67	63.90	63.90	22.71	22.71
ZM1000001967	14	26/11/2012	23/11/2027	19/03/2024	3	K213,000.00	K149,438.62	70.16	70.16	23.16	23.16
ZM1000003211	14	24/04/2017	24/04/2032	14/03/2024	8	K20,000,000.00	K13,561,995.07	67.81	67.81	25.03	25.03
ZM1000004672	13	25/01/2021	25/01/2031	13/03/2024	7	K36,540,000.00	K24,165,225.45	66.13	66.13	23.75	23.75
ZM1000004680	14	25/01/2021	25/01/2036	19/03/2024	12	K5,413,000.00	K3,532,101.67	65.25	65.25	23.25	23.25
ZM1000005810	13	26/06/2023	26/06/2033	19/03/2024	10	K880,000.00	K581,699.63	66.10	66.10	22.70	22.70
ZM1000003187	14	27/02/2017	27/02/2032	19/03/2024	8	K50,000,000.00	K33,345,595.89	66.69	66.69	23.75	23.75
ZM1000005075	11	27/12/2021	27/12/2026	20/03/2024	2	K1,314,000.00	K1,016,264.77	77.34	77.34	23.90	23.90
ZM1000005091	13	27/12/2021	27/12/2031	27/12/2031	7	K10,100,000.00	K6,690,241.38	63.18	63.18	23.50	23.50

Disclaimer: This content is prepared from information received by the Commission through third-party reports. The content is indicative and intended for informational purposes only and shall not in any way be deemed to be investment advice, guidance or recommendation of the SEC. Users are responsible for making investment decisions and are advised to obtain independent professional advice before acting on or using this information.