



SECURITIES AND EXCHANGE COMMISSION
Protecting Investors in the Capital Markets

Date

< Wednesday, 20 March 2024 >

K148.7M

Total Nominal Value

K107.3M

Total Market Value

7

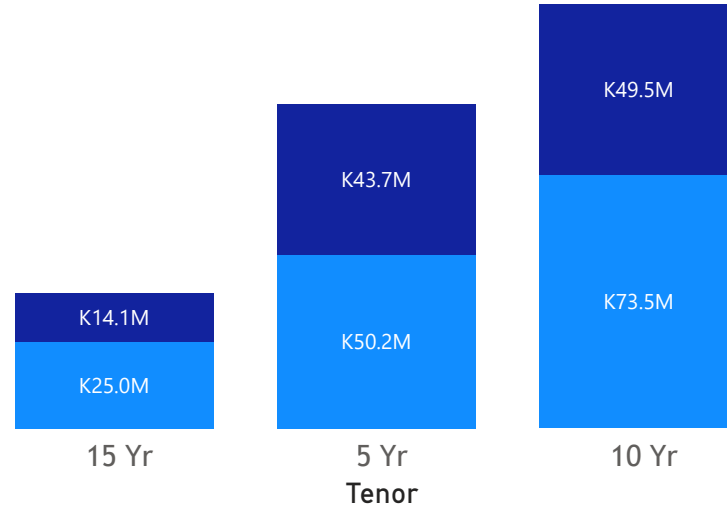
Number of Trades

GRZ Bonds Secondary Market Trade Summary Report

Consideration and Nominal Value

● Nominal Value ● Market Value

Nominal Value and Market Value



Range of Trade Prices (ZMW)*

Tenor	Min	Max
5 Yr	87.12	93.53
10 Yr	59.63	66.24
15 Yr	55.48	55.48

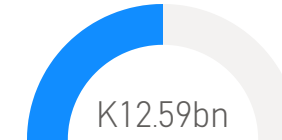
Range of Yields Rates*

Tenor	Min	Max
5 Yr	16.50	21.03
15 Yr	25.85	25.85
10 Yr	23.00	24.50

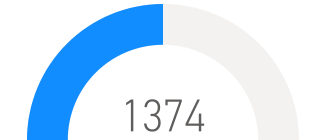
Market Value YTD



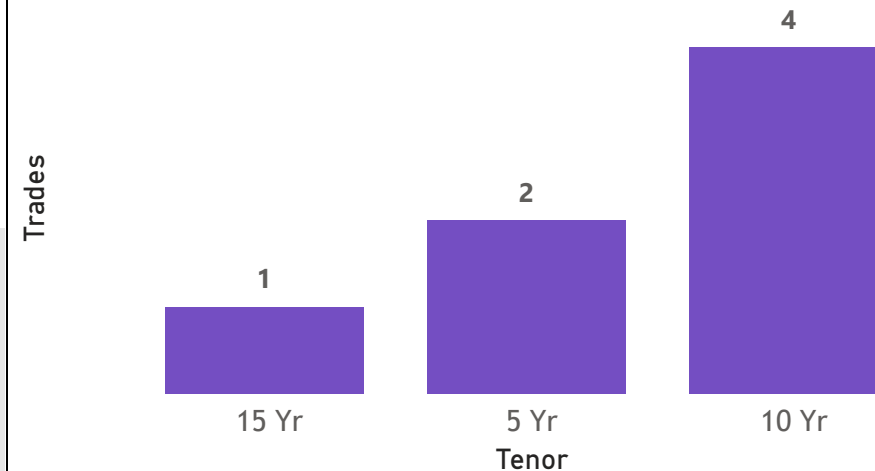
Nominal Value YTD



YTD trades



No. of Trades by Tenor



Primary Market February 16 2024 Auction

Tenor	Cut- Off Yield Rate	Coupon Rates	Range of Successful Yield Rates
2 Years	17.00	17	15.0000-17.0000
3 Years	20.00	20	18.0000-20.0000
5 Years	22.00	22	14.0000-22.0000
7 Years	23.00	23	21.0000-23.0000
10 Years	24.97	25	17.0000-24.9700
15 Years	26.50	26	10.0000-26.5000

*Disclaimer: This content is prepared from information received by the Commission through third-party reports. The range of prices by tenor and range of yields by tenor are based on dealer submissions. The content is indicative and intended for informational purposes only and shall not in any way be deemed to be investment advice, guidance or recommendation of the SEC. Users are responsible for making investment decisions and are advised to obtain independent professional advice before acting on or using this

GRZ Bonds Secondary Market Trade Summary Report

ISIN Code	Coupon Rate	Issue Date	Maturity Date	Trade Date/ Valuation Date	Years To Maturity	Nominal Value	Market Value	Min Trade Price	Max Trade Price	Min Yield	Max Yield
ZM1000005455	13	19/09/2022	19/09/2032	19/09/2022	8	K3,325,000.00	K1,983,811.93	59.63	59.63	24.50	24.50
ZM1000005919	14	21/08/2023	21/08/2038	21/08/2023	14	K25,000,000.00	K14,137,368.15	55.48	55.48	25.85	25.85
ZM1000004656	11	25/01/2021	25/01/2026	20/03/2024	1	K50,000,000.00	K43,557,709.59	87.12	87.12	21.03	21.03
ZM1000004672	13	25/01/2021	25/01/2031	22/03/2021	7	K50,000,000.00	K34,090,452.05	66.22	66.22	23.00	23.00
ZM1000004433	11	27/07/2020	27/07/2025	20/03/2024	1	K170,000.00	K161,766.90	93.53	93.53	16.50	16.50
ZM1000005091	13	27/12/2021	27/12/2031	20/03/2024	7	K20,200,000.00	K13,380,482.76	66.24	66.24	23.50	23.50